

Job Name: 25-4299 - Seneca High School
 Job Location: Louisville, KY
 Contractor: Dan Cristiani Excavating Co. Inc.

Plant: 100
 2/10/2026 8:26:06 AM

Tech: J. Horsley
 PC: J. Jarvis



Structure ID: 0+00 C

P1 MH048BA30

MH BASE T/n

| | |
|---|----------------|
| P5) 24" - CASTING HEIGHT - 7" | 0 lb |
| P4) 24" - GRADE RING F/F - 3" | 202 lb |
| P3) 48" - ECC CONE w/ 24" HOLE F/G - 24" | 1550 lb |
| P2) 48" - MH RISER T/G - 60" | 4192 lb |
| P1) 48" - MH BASE T/n - 30" | 3255 lb |
| 1) JOINT WRAP - 0.065"x6"x50' CONSEAL CS212 | 0 lb |
| 1) JOINT WRAP PRIMER - CONSEAL CS-75 (1 gal.) | 0 lb |
| 1) Chimney Seal - Cretex Chimney Seal | 10 lb |
| 2) 48" - Conseal CS-102 1.00" (Double) | 0 lb |
| 2) PSX - 16Y NYLO | 16 lb |
| 8) MH Step ML-10-TDS-NCR - 10" | 0 lb |
| Structure Total: | 9224 lb |

Structure Notes:

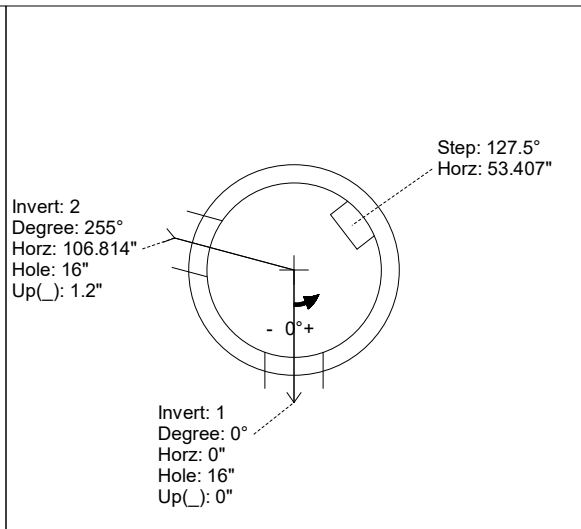
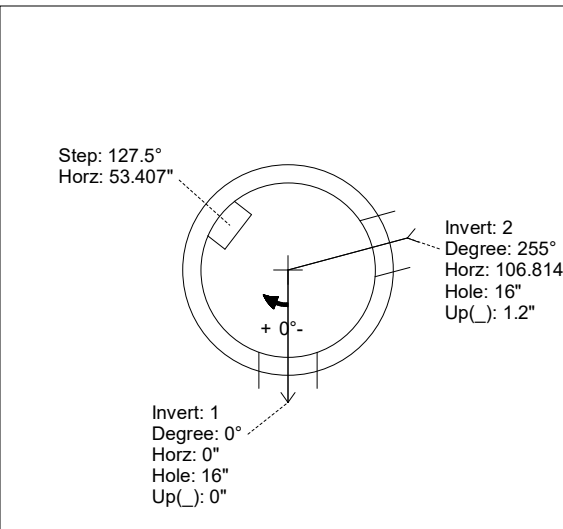
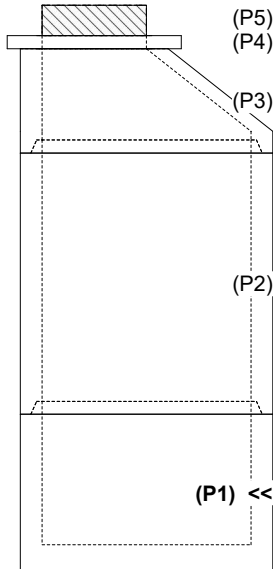
- PER LOUISVILLE MSD / ASTM C-478 SPECIFICATIONS
- CONCRETE: 4,000 PSI AT 28 DAYS
- REINFORCEMENT: PER ASTM A615
- INVERT CHANNEL **NOT** REQUIRED - WILL BE PERFORMED BY OTHERS ON SITE
- CRETEX CHIMNEY SEAL SUPPLIED BY ICAST
- STEPS AT 127.5 DEGREES
- HOE MC-420 FRAME & COVER "SANITARY LOU-MSD" SUPPLIED BY OTHERS
- ADDITIONAL PSX 16Y NYLO DRIVE BOOT REQUIRED FOR FIELD CORED (BY OTHERS) OPENING

Rim: 482' Rim to Invert: 10.15' Slack: 0.8" Sump: 3" Step Position: 127.5°

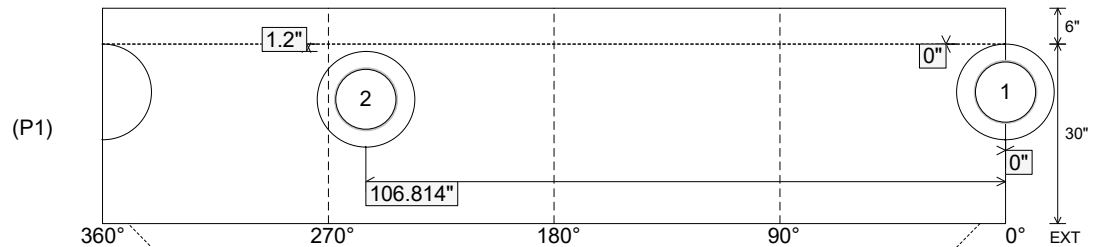
| Position | Elev | Angle | Ext. (cw) | Pipe | Pipe OD | Connector | Hole | Horz Size | Up () | Offset |
|----------|---------|-------|-----------|---------------|---------|--------------|------|-----------|--------|--------|
| Invert 1 | 471.85' | 0° | 0" | 10" PVC SDR35 | 10.5" | PSX 16Y NYLO | 16" | 16.312" | 0" | 0" |
| Invert 2 | 471.95' | 255° | 129.067" | 10" PVC SDR35 | 10.5" | PSX 16Y NYLO | 16" | 16.312" | 1.2" | 0" |
| Invert 3 | | | | | | | | | | |
| Invert 4 | | | | | | | | | | |
| Invert 5 | | | | | | | | | | |
| Invert 6 | | | | | | | | | | |
| Invert 7 | | | | | | | | | | |
| Invert 8 | | | | | | | | | | |

RIGHT-SIDE UP VIEW (int. dimensions)

UPSIDE-DOWN VIEW (int. dimenions)



INSIDE WALL DIMENSIONS



| | | | | |
|----------------------------------|---------------------------------|--|--|--|
| Coating (Int): Coating (Ext): | Seam Up: Tongue Seam Dn: n/a | Wall Thickness: 5" Floor Height: 6" | Height (Int): 30" Height (Ext): 36" | Weight (Net): 3255 lb Volume (Net): 0.83cu.yd |
|----------------------------------|---------------------------------|--|--|--|

| | | | |
|---|------------------------------------|-----------------------------------|--|
| Job Name: 25-4299 - Seneca High School Job Location: Louisville, KY Contractor: Dan Cristiani Excavating Co. Inc. | Plant: 100 2/10/2026 8:26:06 AM | Tech: J. Horsley PC: J. Jarvis |  |
|---|------------------------------------|-----------------------------------|--|

Structure ID: 0+00 C

P1 MH048BA30

MH BASE T/n

| | |
|---|----------------|
| P5) 24" - CASTING HEIGHT - 7" | 0 lb |
| P4) 24" - GRADE RING F/F - 3" | 202 lb |
| P3) 48" - ECC CONE w/ 24" HOLE F/G - 24" | 1550 lb |
| P2) 48" - MH RISER T/G - 60" | 4192 lb |
| P1) 48" - MH BASE T/n - 30" | 3255 lb |
| 1) JOINT WRAP - 0.065"x6"x50' CONSEAL CS212 | 0 lb |
| 1) JOINT WRAP PRIMER - CONSEAL CS-75 (1 gal.) | 0 lb |
| 1) Chimney Seal - Cretex Chimney Seal | 10 lb |
| 2) 48" - Conseal CS-102 1.00" (Double) | 0 lb |
| 2) PSX - 16Y NYLO | 16 lb |
| 8) MH Step ML-10-TDS-NCR - 10" | 0 lb |
| Structure Total: | 9224 lb |

Structure Notes:

1. PER LOUISVILLE MSD / ASTM C-478 SPECIFICATIONS
2. CONCRETE: 4,000 PSI AT 28 DAYS
3. REINFORCEMENT: PER ASTM A615
4. INVERT CHANNEL **NOT** REQUIRED - WILL BE PERFORMED BY OTHERS ON SITE
5. CRETEX CHIMNEY SEAL SUPPLIED BY ICAST
6. STEPS AT 127.5 DEGREES
7. HOE MC-420 FRAME & COVER "SANITARY LOU-MSD" SUPPLIED BY OTHERS
8. ADDITIONAL PSX 16Y NYLO DRIVE BOOT REQUIRED FOR FIELD CORED (BY OTHERS) OPENING

Rim: 482' Rim to Invert: 10.15' Slack: 0.8" Sump: 3" Step Position: 127.5°

INVERT CHANNEL NOT REQUIRED

THIS WILL BE POURED BY OTHERS ON SITE

| | | | | |
|----------------------------------|---------------------------------|--|--|--|
| Coating (Int): Coating (Ext): | Seam Up: Tongue Seam Dn: n/a | Wall Thickness: 5" Floor Height: 6" | Height (Int): 30" Height (Ext): 36" | Weight (Net): 3255 lb Volume (Net): 0.83cu.yd |
|----------------------------------|---------------------------------|--|--|--|