

Job Name: 25-4295 - 753021 APH Renovation
 Job Location: Louisville, KY
 Contractor: Contech Engineering Solutions

Plant: Beaver Dam

Tech: J. Copping

10/29/2025 9:46:20 AM

PC: T. Sekula



Structure ID: 10-CS-4

P3 MH048RS24

MH RISER

- P5) 30" - CASTING HEIGHT - 4"
- P4) 48" - MH FLAT LID w/30in ECC Hole - 12"
- P3) 48" - MH RISER - 24"
- P2) 48" - MH RISER - 72"
- P1) 48" - MH BASE - 18"
- 1) CVSTENCILING
- 1) PSASSEMBLY
- 3) 48" - Conseal CS-102 1.00"
- 2) Hole - 12

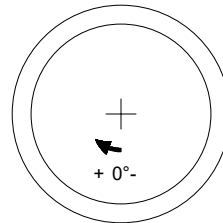
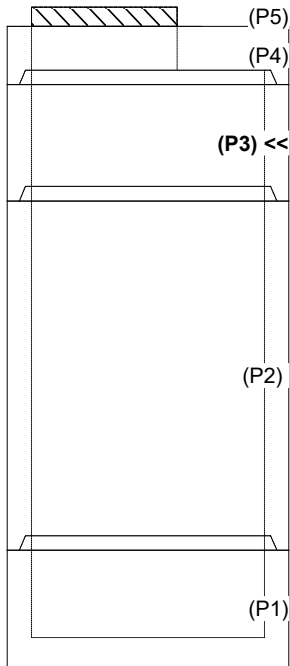
Structure Notes:
 (4" TALL CASTING PROVIDED BY OTHERS)
 LIFTING ANCHORS TO BE INSTALLED
 ON THE OUTSIDE OF THE STRUCTURE
 ICAST TO INSTALL THE INTERNALS
 CONTECH'S LOGO AS WELL AS
 THE INLET AND OUTLET MUST BE
 STENCILED ONTO THE STRUCTURE

Structure Total: 10608 lb

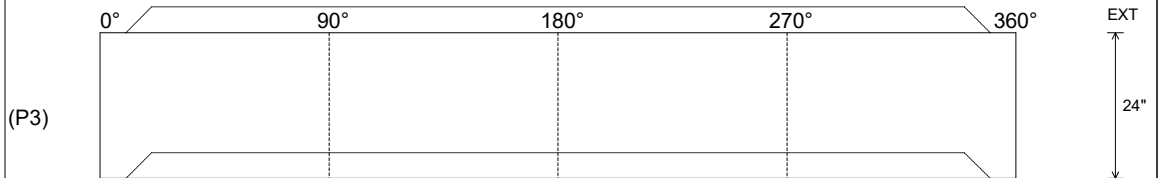
Rim: 508.4' Rim to Invert: 7.35' Slack: 9.2" Sump: 51" Step Position:

Position	Elev	Angle	Ext. (cw)	Pipe	Pipe OD	Connector	Hole	Horz Size	Up (L)	Offset
Invert 1										
Invert 2										
Invert 3										
Invert 4										
Invert 5										
Invert 6										
Invert 7										
Invert 8										

RIGHT-SIDE UP VIEW (int. dimensions)



INSIDE WALL DIMENSIONS



Coating (Int):
 Coating (Ext):

Seam Up: Tongue
 Seam Dn: Groove

Wall Thickness: 5"
 Floor Height: 0"

Height (Int): 24"
 Height (Ext): 24"

Weight (Net): 1677 lb
 Volume (Net): 0.43cu.yd