

Job Name: 25-4285 - KYTC Campbell Co (254026)
Job Location: Alexandria, KY
Contractor: Eaton Asphalt

PC: E. Bradley
 TECH: Jared - F
 Plant: 100



Structure ID: 10921
 Spec: KYTC
 Type: DBI TYPE 5
 Size: 36" x 48"

Rim: 656.39'
 Invert: 652.48'
 Rim to Invert: 3.91'

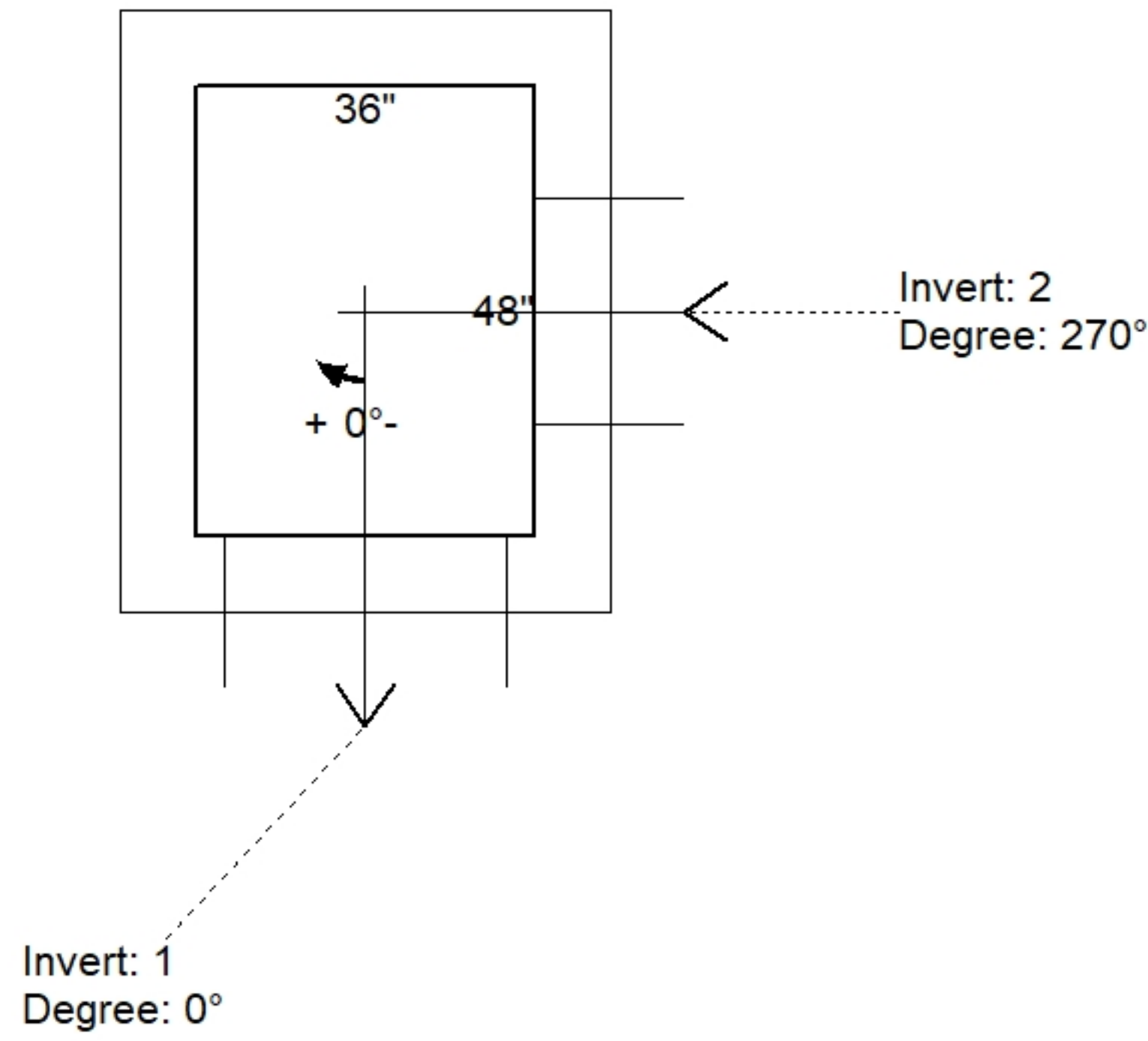
Sump: 0"
 Floor (Top): 652.48'
 Floor Height: 8"

Floor (Bot): 651.813'
 Overall Height: 4.5'
 Slack: 0.92"

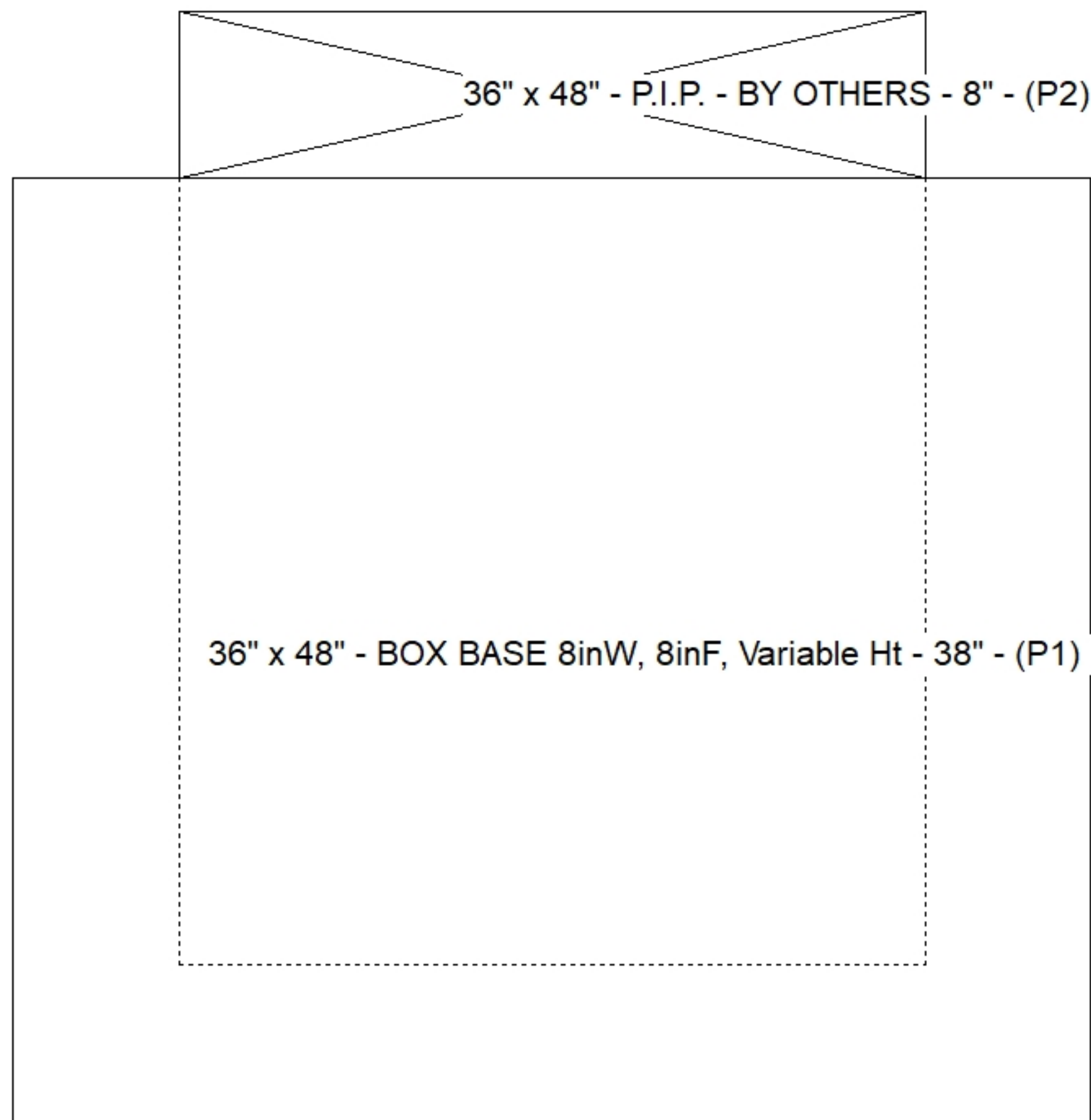
Structure Notes:
 KYTC STATE PROJECT
 1. KYTC DBI TYPE 5D
 2. PER ASTM C913
 3. CASTING BY ICAST (HOE KY-460 SET (DBI 5D))
 4. STUB #5 BARS 20" OUT TOP OF WALLS (SPA@12"C/C)

STRUCTURE SUMMARY:

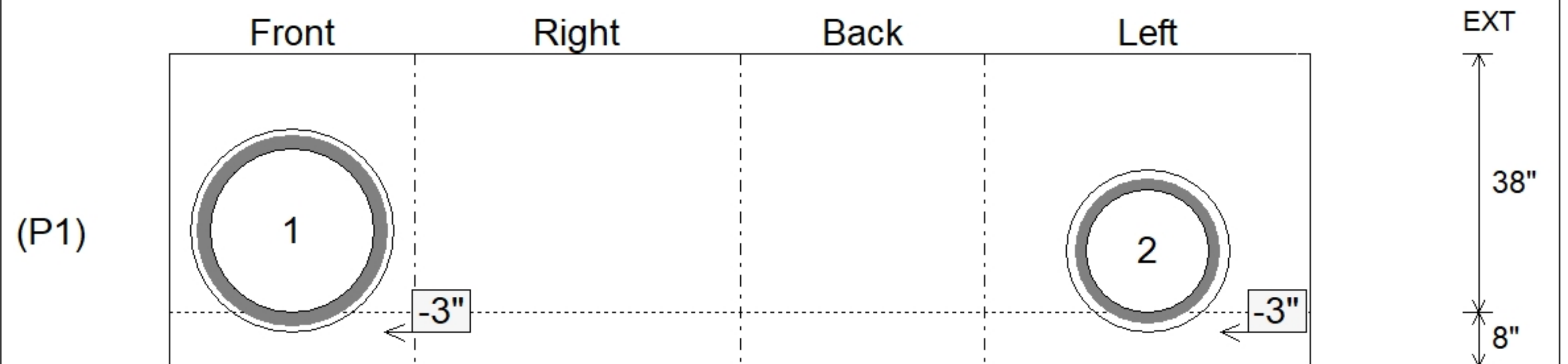
P2) 36" x 48" - P.I.P. - BY OTHERS - 8"	0 lb
P1) 36" x 48" - BOX BASE 8inW, 8inF, Variable Ht - 38"	6558 lb
1) CASTING - HOE KY-460 SET (DBI 5D)	460 lb
1) 36" x 48" - Conseal CS-102 1.00"	0 lb
1) Hole - 30	0 lb
1) Hole - 24	0 lb
Structure Total:	7018 lb



Position	Elev	Angle	Pipe	Pipe OD	Hole	Connector	Up ()	Ref
Rim	656.39'							
Reducer								
Invert 1	652.48'	0°	24" HDPE	27.8"	30"	Hole 30	-3"	P1
Invert 2	652.48'	270°	18" HDPE	21.2"	24"	Hole 24	-3"	P1
Invert 3								
Invert 4								
Invert 5								
Invert 6								
Invert 7								
Invert 8								



Default - Interior Dimensions



Submittal Drawing
 3/23/2026 8:16:38 AM

SUBMITTAL
 APPROVED BY: