

Job Name: 25-4285 - KYTC Campbell Co (254026)
Job Location: Alexandria, KY
Contractor: Eaton Asphalt

PC: E. Bradley
 TECH: Jared - F
 Plant: 100



Structure ID: 10521
 Spec: KYTC
 Type: DBI TYPE 5
 Size: 36" x 48"

Rim: 660.67'
 Invert: 658.46'
 Rim to Invert: 2.21'

Sump: 0"
 Floor (Top): 658.46'
 Floor Height: 8"

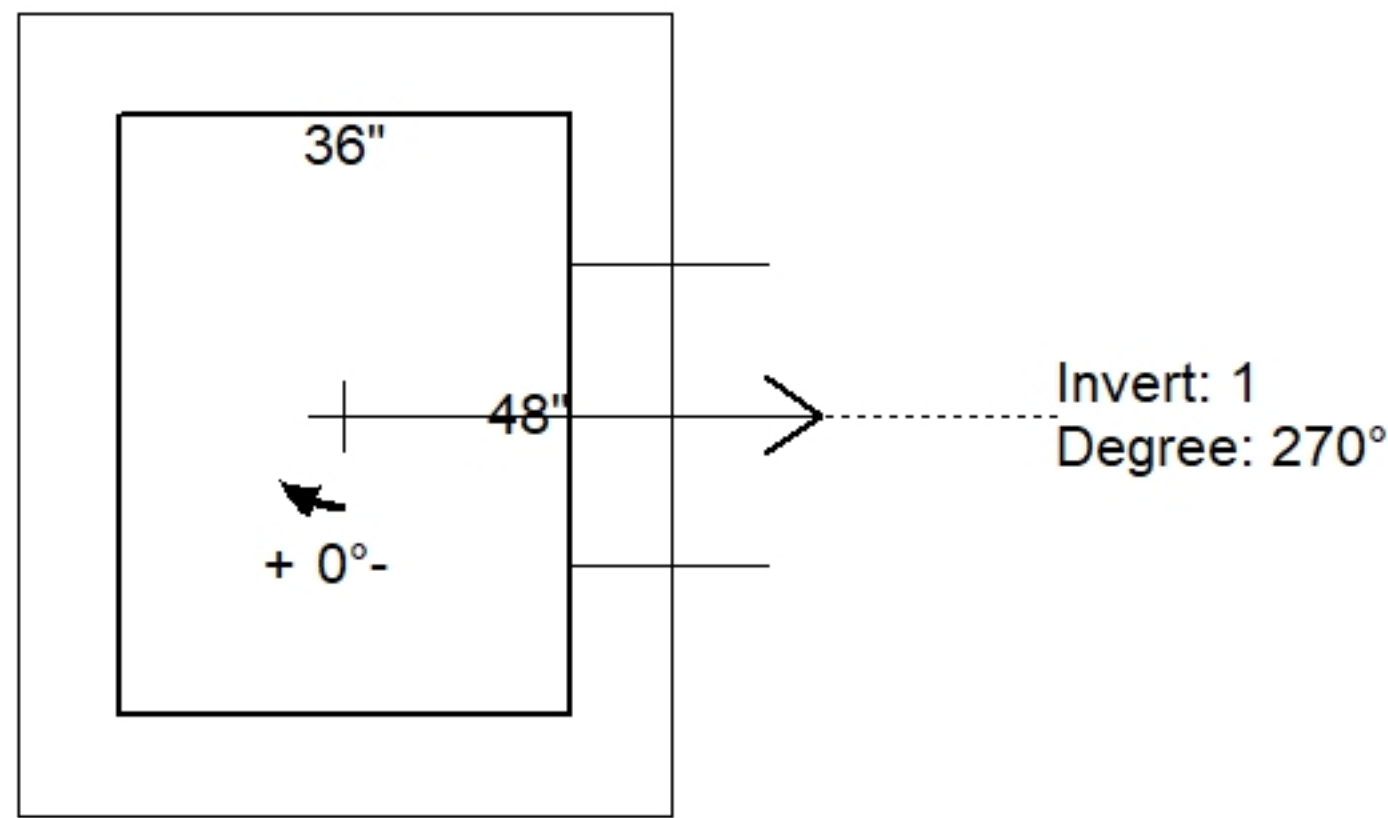
Floor (Bot): 657.793'
 Overall Height: 2.833'
 Slack: 0.52"

Structure Notes:
 KYTC STATE PROJECT
 1. KYTC DBI TYPE 5D
 2. PER ASTM C913
 3. CASTING BY ICAST (HOE KY-460 SET (DBI 5D))
 4. STUB #5 BARS 20" OUT TOP OF WALLS (SPA@12"C/C)

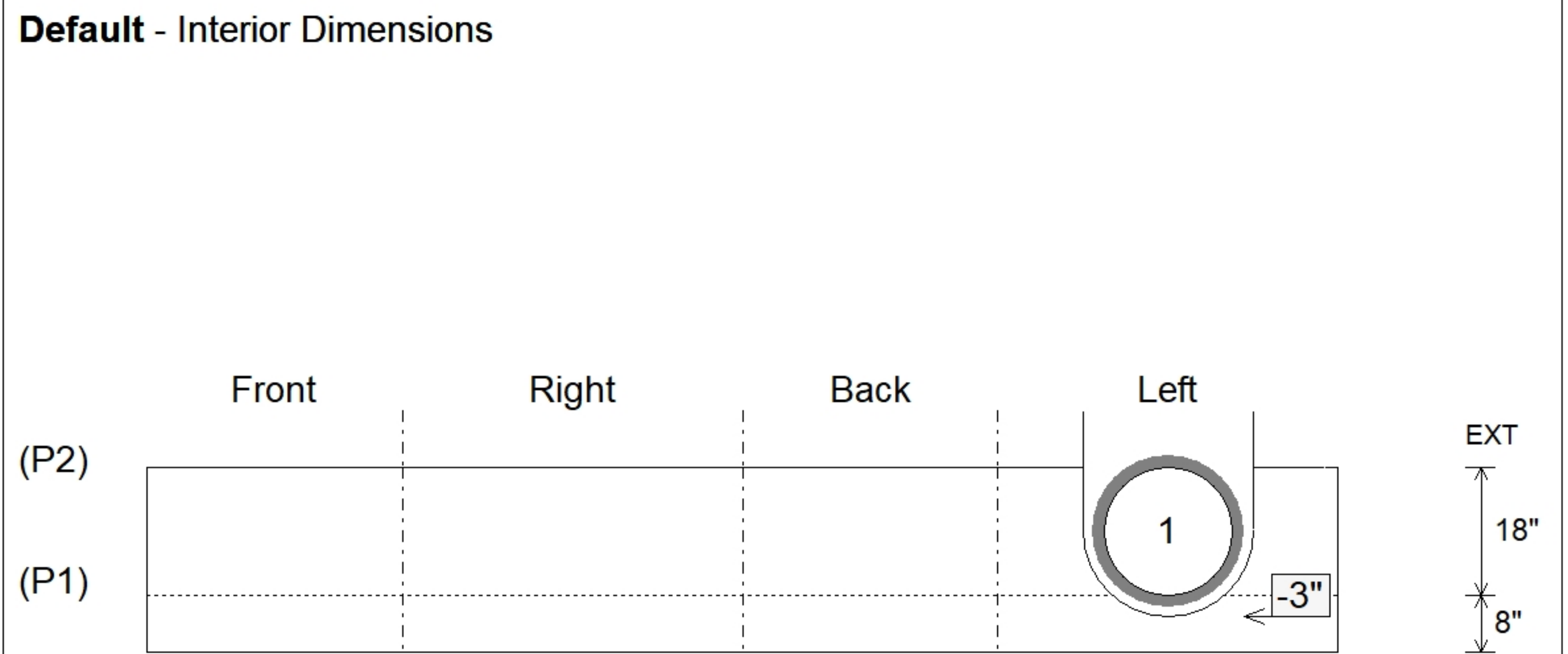
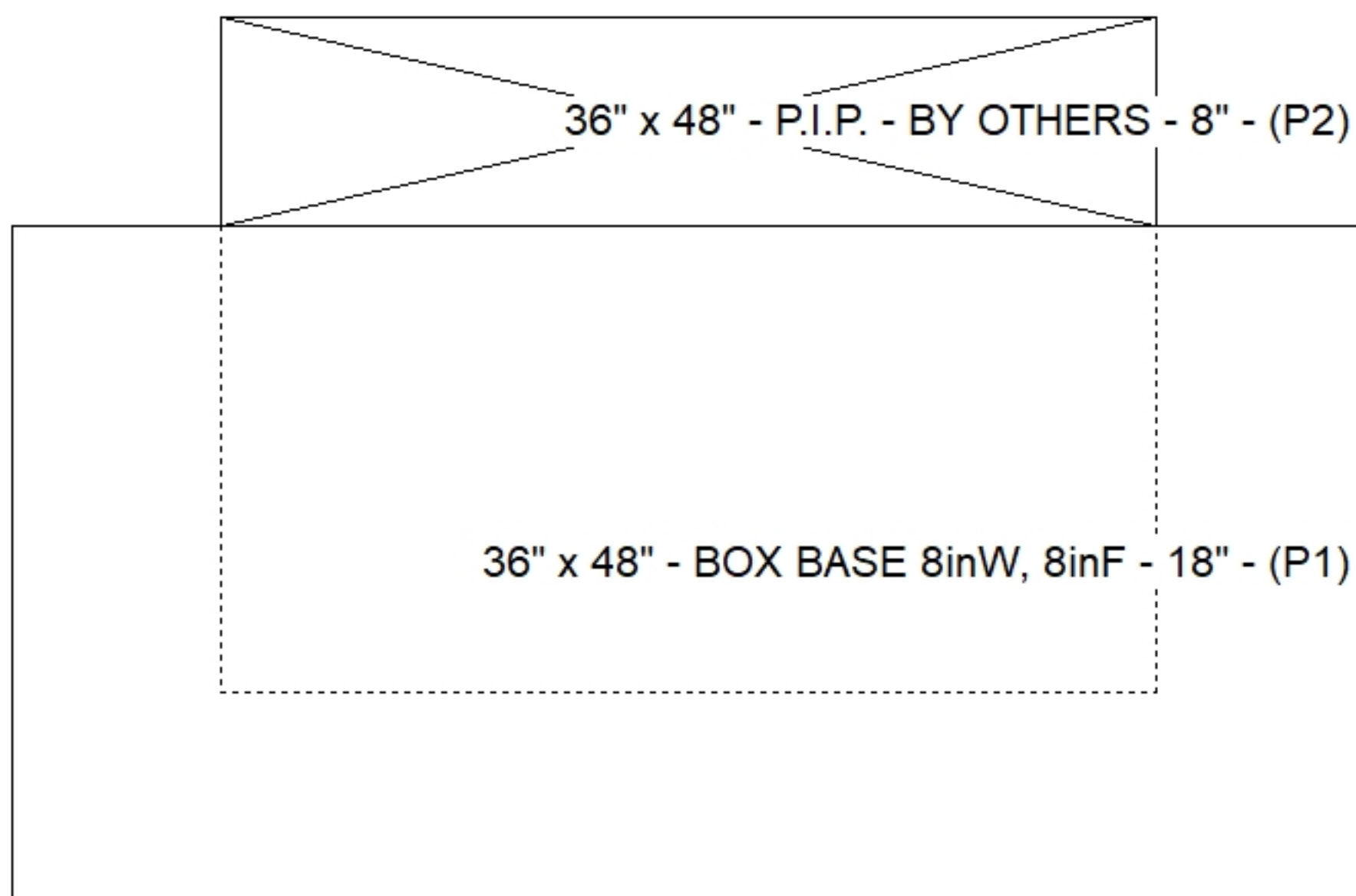
STRUCTURE SUMMARY:

P2) 36" x 48" - P.I.P. - BY OTHERS - 8"	0 lb
P1) 36" x 48" - BOX BASE 8inW, 8inF - 18"	4354 lb
1) CASTING - HOE KY-460 SET (DBI 5D)	460 lb
1) 36" x 48" - Conseal CS-102 1.00"	0 lb
1) DOGHOUSE INVRTD - 24"x24"	0 lb

Structure Total:	4814 lb



Position	Elev	Angle	Pipe	Pipe OD	Hole	Connector	Up ()	Ref
Rim	660.67'							
Reducer								
Invert 1	658.46'	270°	18" HDPE	21.2"	24" x 24"	DOGHOUSE INVRTD 24"x24"	-3"	P1
Invert 2								
Invert 3								
Invert 4								
Invert 5								
Invert 6								
Invert 7								
Invert 8								



Submittal Drawing
 3/23/2026 8:16:37 AM

SUBMITTAL
 APPROVED BY: