

Job Name: 25-4284 - Bean Cemetery Rd Water Line Extension
Job Location: Madisonville, KY
Contractor: Luttrell & Sons, LLC

PC: A. Chambers
 TECH: Jared - F
 Plant: 100



Structure ID: **ARV-3**

Spec: Sanitary
 Type: Air Release MH
 Size: 48"

Rim: 5.83'
 Invert: 0'
 Rim to Invert: 5.83'

Sump: 6"
 Floor (Top): -0.5'
 Floor Height: 0"

Floor (Bot): -0.5'
 Overall Height: 6.333'
 Slack: -0.04"

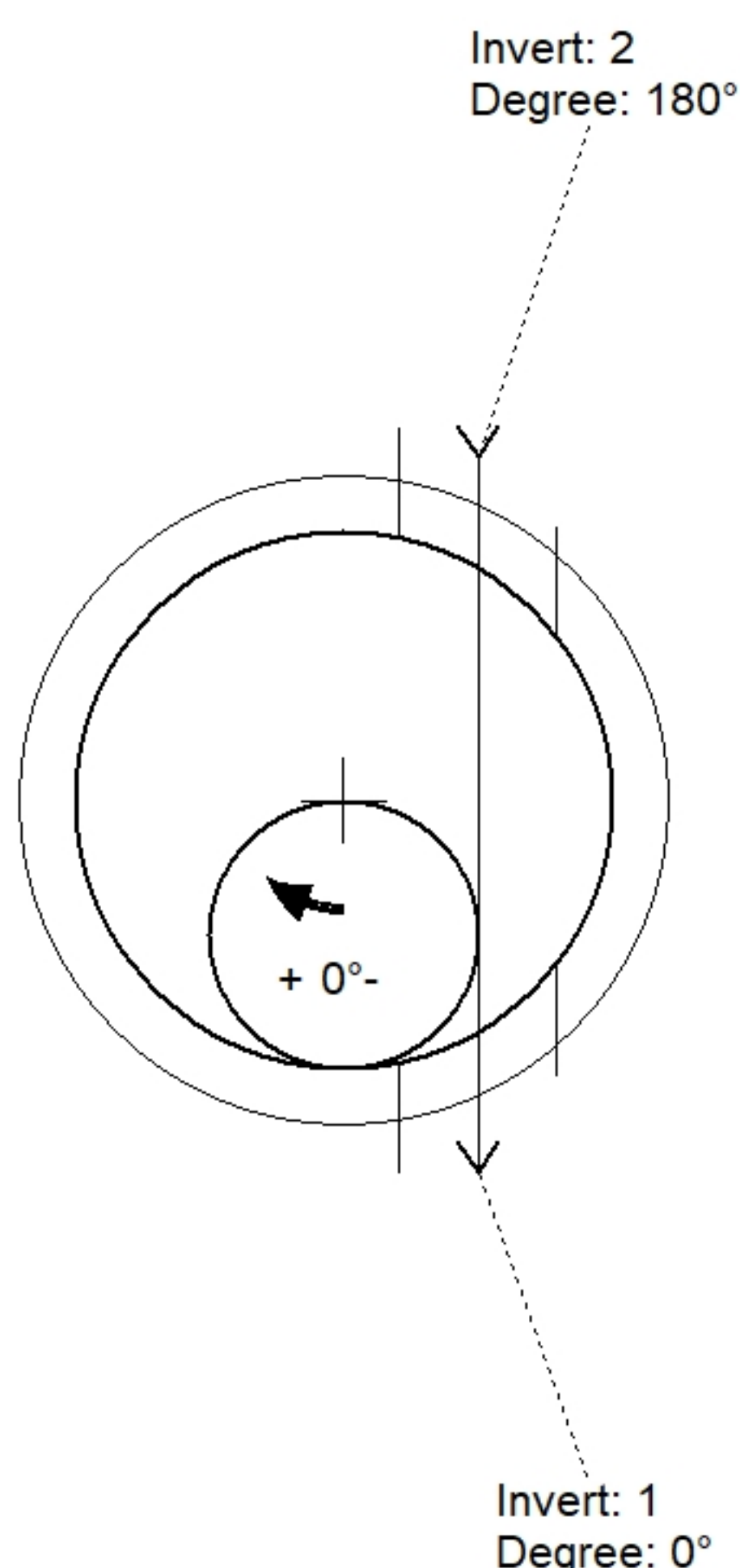
Structure Notes:

1. PER ASTM C478 SPECIFICATIONS.
2. CONCRETE = 4,000 PSI AT 28 DAYS.
3. NO STEPS AND NO INVERT CHANNEL.
4. CASTING BY ICAST (HOE MC-375 F/VENTED COVER).
5. FOOTERS BY OTHERS

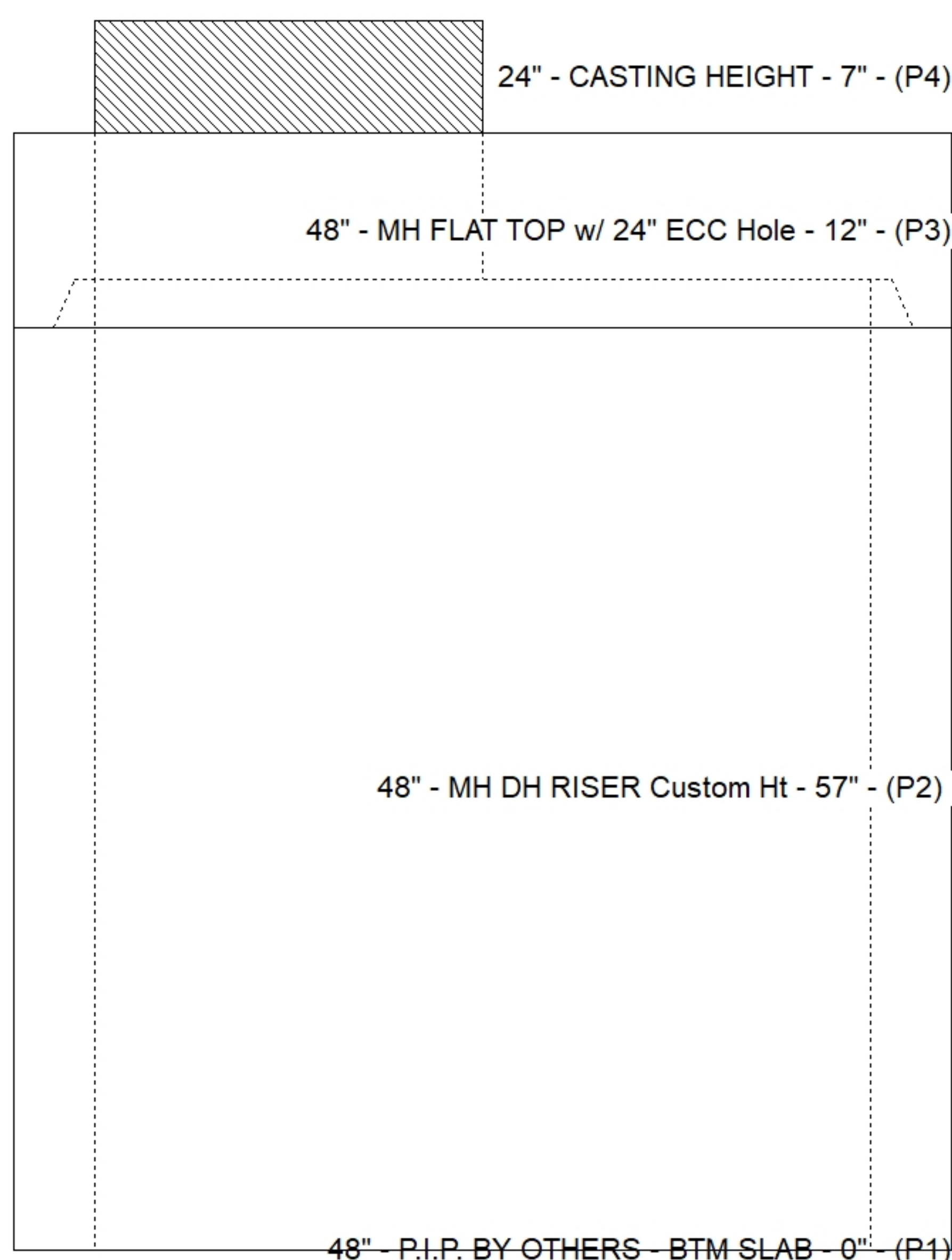
REINFORCING PER ASTM A615 (GRADE 60).
 - TOP SLAB (As .62) #5 BARS AT 6" C.C.E.W.
 - RISER/WALLS (As .12)

STRUCTURE SUMMARY:

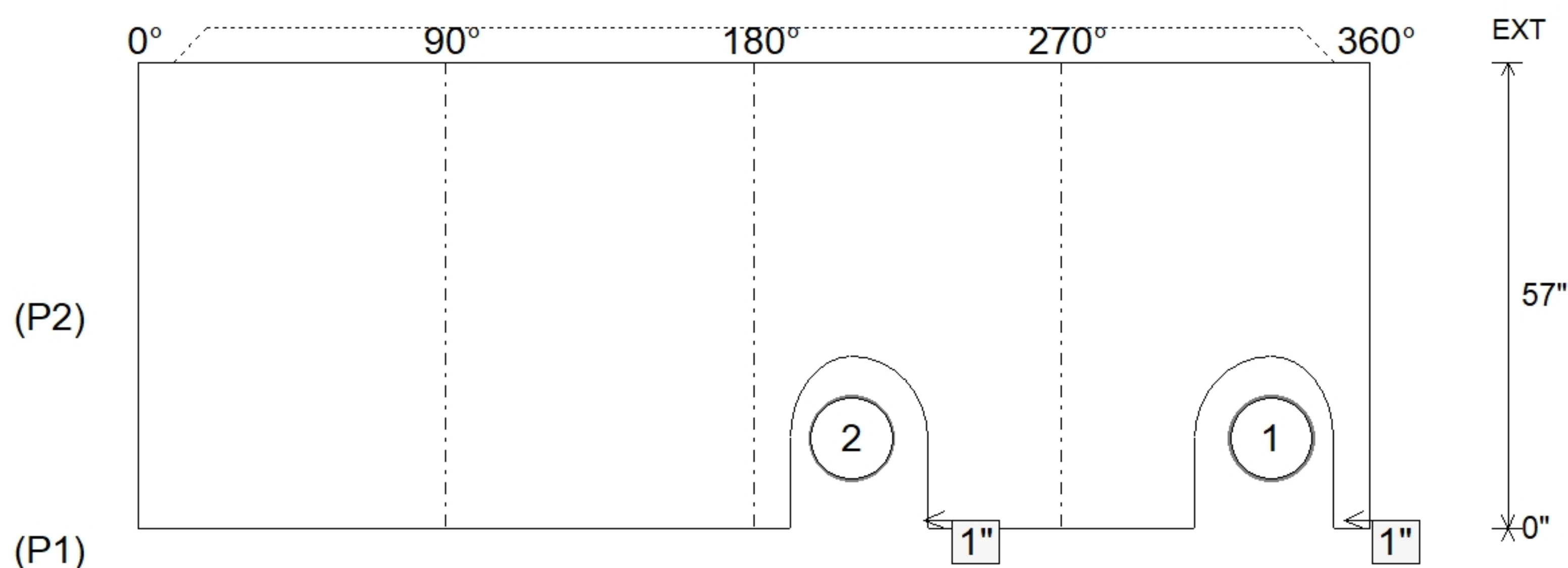
P4) 24" - CASTING HEIGHT - 7"	0 lb
P3) 48" - MH FLAT TOP w/ 24" ECC Hole - 12"	1561 lb
P2) 48" - MH DH RISER Custom Ht - 57"	3724 lb
P1) 48" - P.I.P. BY OTHERS - BTM SLAB - 0"	0 lb
1) CASTING - HOE MC-375-SS F/C Sanitary	271 lb
2) 48" - Conseal CS-102 1.00" (Double)	0 lb
2) DOGHOUSE - 14"x20"	0 lb
Structure Total:	5556 lb



Position	Elev	Angle	Pipe	Pipe OD	Hole	Connector	Up (")	Ref
Rim	5.83'							
Reducer								
Invert 1	0'	0°	10" PVC SDR35	10.5"	14" x 20"	DOGHOUSE 14"x20"	1"	P2
Invert 2	0'	180°	10" PVC SDR35	10.5"	14" x 20"	DOGHOUSE 14"x20"	1"	P2
Invert 3								
Invert 4								
Invert 5								
Invert 6								
Invert 7								
Invert 8								



Default - Interior Dimensions



Submittal Drawing
 4/28/2026 8:29:36 AM

SUBMITTAL
 APPROVED BY: