

Job Name: 25-4273 -Quicktrip OH 826649-15
 Job Location: Hamilton, OH
 Contractor: Contech Engineering Solutions

Plant: Beaver Dam

10/24/2025 9:25:36 AM

Tech: J. Coppage

PC: T. Sekula



Structure ID: 15-CS-6

P3 MH072R24S

MH RISER NO STEPS

- P5) 30" - CASTING HEIGHT - 4"
- P4) 72" - MH FLAT TOP SPEC. (30" ECC HOLE) - 15"
- P3) 72" - MH RISER NO STEPS - 24"
- P2) 72" - MH RISER NO STEPS - 72"
- P1) 72" - MH BASE Custom Ht - 26"
- 1) CVSTENCILING
- 1) PSASSEMBLY
- 3) 72" - Conseal CS-102 1.00"
- 2) Hole - 32
- 1) Hole - 16

- 0 lb
- 4661 lb
- 3499 lb
- 9404 lb
- 7690 lb
- 0 lb
- 0 lb
- 0 lb
- 0 lb
- 0 lb

Structure Notes:
 (4" TALL CASTING PROVIDED BY OTHERS)

 CONTECH'S LOGO AS WELL AS THE INTLETS AND THE OUTLET MUST BE STENCILED ONTO THE STRUCTURE

 BASE TO BE MECHANICALLY ATTACHED TO THE CONTROL RISER

 LIFTING ANCHORS TO BE INSTALLED ON THE OUTSIDE OF THE STRUCTURE

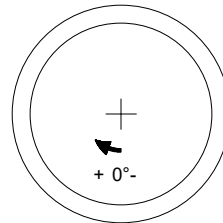
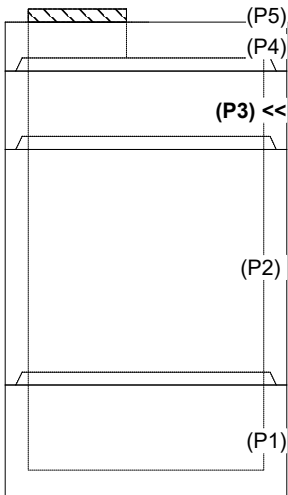
 ICAST TO INSTALL THE INTERNALS

Structure Total: 25253 lb

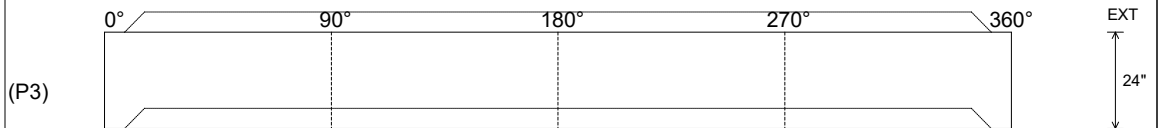
Rim: 605.74' Rim to Invert: 7.32' Slack: 6.84" Sump: 60" Step Position:

Position	Elev	Angle	Ext. (cw)	Pipe	Pipe OD	Connector	Hole	Horz Size	Up (L)	Offset
Invert 1										
Invert 2										
Invert 3										
Invert 4										
Invert 5										
Invert 6										
Invert 7										
Invert 8										

RIGHT-SIDE UP VIEW (int. dimensions)



INSIDE WALL DIMENSIONS



Coating (Int):
 Coating (Ext):

Seam Up: Tongue
 Seam Dn: Groove

Wall Thickness: 7"
 Floor Height: 0"

Height (Int): 24"
 Height (Ext): 24"

Weight (Net): 3499 lb
 Volume (Net): 0.89cu.yd