

Job Name: 25-4272 Chestnut Street Utility Rehab  
 Job Location: Evansville, IN  
 Contractor: Bowen Engineering Corporation

Plant: Beaver Dam  
 10/23/2025 3:08:17 PM

Tech: J. Coppage  
 PC: A. Chambers



**Structure ID: 101**

**P3 MH048RS48S**

**MH RISER SPECIAL**

- P5) 24" - CASTING HEIGHT - 7"
- P4) 48" - ECC CONE w/ 24" HOLE - 30"
- P3) 48" - MH RISER SPECIAL - 48"
- P2) 60" - MH Transition Slab 48" Hole - 13"
- P1) 60" - MH BASE - 60"
- 1) CASTING - HOE MCB-315-BH Fr./Grate
- 1) 60" - Conseal CS-202 1.00"
- 2) 48" - Conseal CS-202 1.00"
- 2) Hole - 40
- 1) Hole - 20
- 12) MH Step ML-10-TDS-NCR - 10"

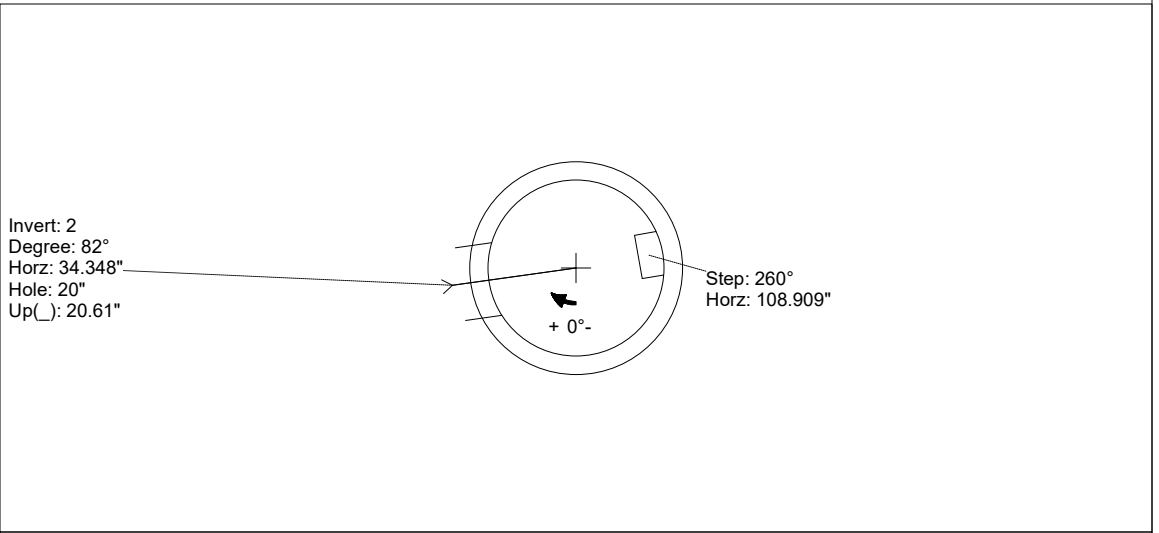
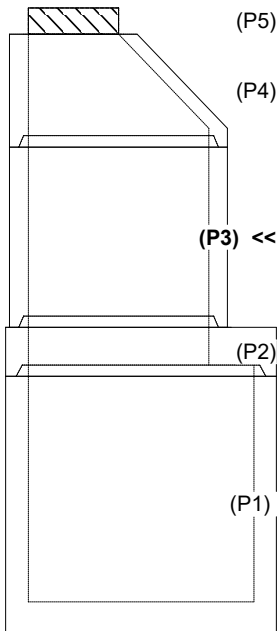
0 lb  
 2050 lb  
 3218 lb  
 1928 lb  
 7633 lb  
 250 lb  
 0 lb  
 0 lb  
 0 lb  
 0 lb  
 0 lb  
 0 lb  
 -----  
 Structure Total: 15079 lb

- Structure Notes:**
1. JR HOE MCB-315-BH PROVIDED BY ICAST.
  2. PER ASTM C478 SPECIFICATIONS.
  3. CONCRETE = 4,000 PSI AT 28 DAYS.
  4. REINFORCING PER ASTM A615 (GRADE 60).  
 - TOP SLAB (As .62) #5 BARS AT 6" C.C.E.W..  
 - RISER/WALLS (As .18)  
 - FLOOR (As .37) #5 BARS AT 10" C.C.E.W.
  5. VERIFY THE PIPE SIZE AND TYPE OF THE SW INLET PIPE. 12" RCP IS ASSUMED.

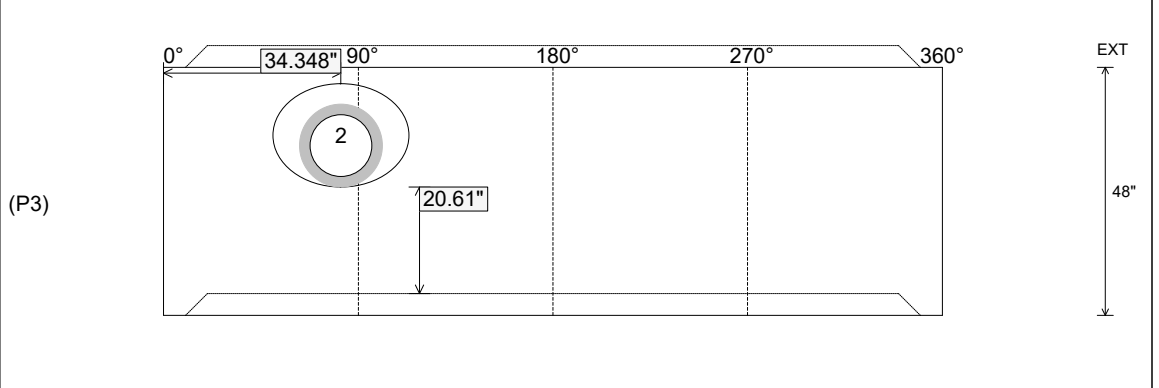
Rim: 377.66' Rim to Invert: 13.09' Slack: 2.58" Sump: 3.5" Step Position: 260°

Position	Elev	Angle	Ext. (cw)	Pipe	Pipe OD	Connector	Hole	Horz Size	Up ( )	Offset
Invert 1										
Invert 2	372.6'	82°	41.504"	12" RCP B WALL	16"	Hole 20	20"	20.629"	20.61"	0"
Invert 3										
Invert 4										
Invert 5										
Invert 6										
Invert 7										
Invert 8										

**RIGHT-SIDE UP VIEW (int. dimensions)**



**INSIDE WALL DIMENSIONS**



Coating (Int): Coating (Ext):	Seam Up: Tongue Seam Dn: Groove	Wall Thickness: 5" Floor Height: 0"	Height (Int): 48" Height (Ext): 48"	Weight (Net): 3218 lb Volume (Net): 0.82cu.yd
----------------------------------	------------------------------------	--	--	--