

Job Name: 25-4266 - 772445 WaWa 7602  
 Job Location: Elizabethtown, KY  
 Contractor: Contech Engineering Solutions

Plant: Beaver Dam

Tech: J. Copping

10/24/2025 9:12:18 AM

PC: T. Sekula



**Structure ID: 10-CS-4**

**P1 MH048BA18**

**MH BASE**

- P4) 30" - CASTING HEIGHT - 4"
- P3) 48" - MH FLAT LID w/30in ECC Hole - 12"
- P2) 48" - MH RISER Custom Ht - 63"
- P1) 48" - MH BASE - 18"
- 1) PSASSEMBLY
- 1) CVSTENCILING
- 2) 48" - Conseal CS-102 1.00"
- 2) Hole - 28

Structure Notes:  
 (4" TALL CASTING PROVIDED BY OTHERS)  
 LIFTING ANCHORS TO BE INSTALLED ON THE OUTSIDE OF THE STRUCTURE  
 ICAST TO INSTALL THE INTERNALS  
 CONTECH'S LOGO AS WELL AS THE INLET AND OUTLET MUST BE STENCILED ONTO THE STRUCTURE

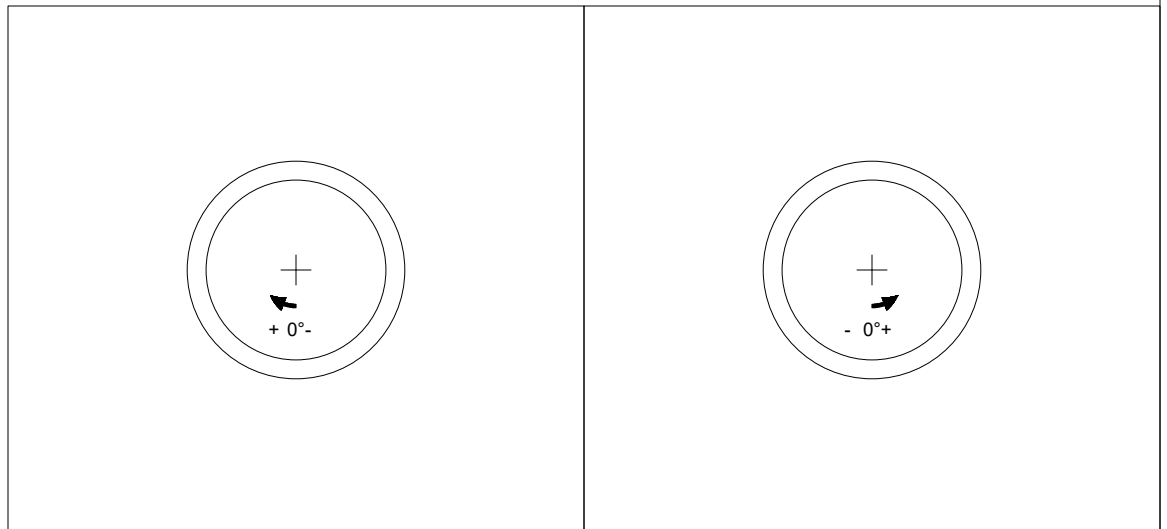
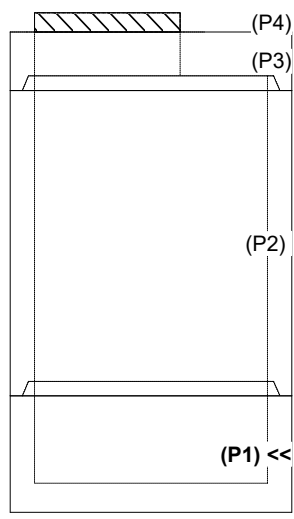
0 lb  
 1413 lb  
 3856 lb  
 2588 lb  
 0 lb  
 0 lb  
 0 lb  
 0 lb  
 -----  
 Structure Total: 7857 lb

Rim: 842.25' Rim to Invert: 4.43' Slack: 7.16" Sump: 51" Step Position:

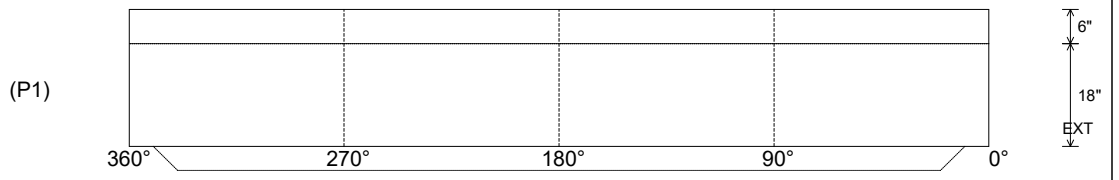
Position	Elev	Angle	Ext. (cw)	Pipe	Pipe OD	Connector	Hole	Horz Size	Up ( )	Offset
Invert 1										
Invert 2										
Invert 3										
Invert 4										
Invert 5										
Invert 6										
Invert 7										
Invert 8										

RIGHT-SIDE UP VIEW (int. dimensions)

UPSIDE-DOWN VIEW (int. dimensions)



INSIDE WALL DIMENSIONS



Coating (Int): Coating (Ext):	Seam Up: Tongue Seam Dn: n/a	Wall Thickness: 5" Floor Height: 6"	Height (Int): 18" Height (Ext): 24"	Weight (Net): 2588 lb Volume (Net): 0.66cu.yd
----------------------------------	---------------------------------	--	--	--