

Job Name: 25-4257 - KYTC Pulaski Co Call 108 (254106)
Job Location: Somerset, KY
Contractor: Weddle Enterprises, Inc

PC: Celina Goff
 TECH: Jared - A
 Plant: 100



Structure ID: **250**
 Spec: KYTC
 Type: DBI TYPE 5
 Size: 36" x 48"

Rim: 983.49'
 Invert: 980.65'
 Rim to Invert: 2.84'

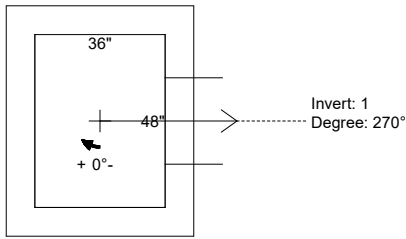
Sump: 0"
 Floor (Top): 980.65'
 Floor Height: 8"

Floor (Bot): 979.983'
 Overall Height: 3.5'
 Slack: 0.08"

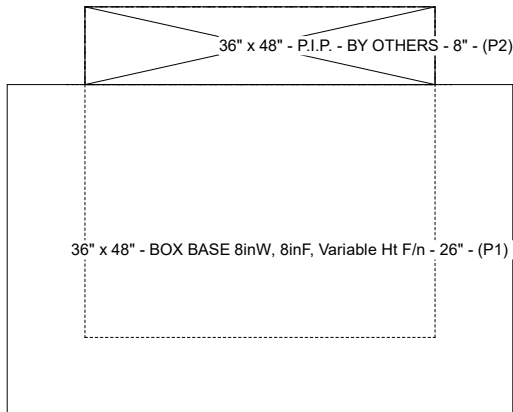
Structure Notes:
 ** KYTC STATE PROJECT **
 1. PER KYTC DBI TYPE 5 / ASTM C-913 SPECS
 2. CONCRETE: 4,000 PSI AT 28 DAYS
 3. REINFORCEMENT: #5 BAR @ 12" C.C. E.W. (GRADE 60)
 4. NO STORM INVERT
 5. NO STEPS
 6. HOE KY-460 TYPE 5D FRAME & GRATES SUPPLIED BY OTHERS
 7. STUB #5 BAR SPACED @ 12" C.C. E.W. (GRADE 60) 20" OUT TOP OF WALLS FOR FIELD POUR TIE-IN

STRUCTURE SUMMARY:
 P2) 36" x 48" - P.I.P. - BY OTHERS - 8" 0 lb
 P1) 36" x 48" - BOX BASE 8inW, 8inF, Variable Ht F/n - 26" 5421 lb
 1) 36" x 48" - Conseal CS-102 1.00" 0 lb
 1) Hole - 24 0 lb

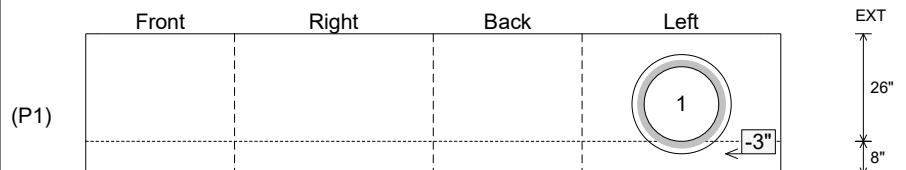
 Structure Total: 5421 lb



Position	Elev	Angle	Pipe	Pipe OD	Hole	Connector	Up ()	Ref
Rim	983.49'							
Reducer								
Invert 1	980.65'	270°	18" HDPE	21.2"	24"	Hole 24	-3"	P1
Invert 2								
Invert 3								
Invert 4								
Invert 5								
Invert 6								
Invert 7								
Invert 8								



Cast (Int. Dim.) - Interior Dimensions



Submittal Drawing
 3/30/2026 8:20:21 AM

SUBMITTAL
 APPROVED BY: