

Job Name: 25-4255 - Dawson Springs City Park Ph 2  
 Job Location: Dawson Springs, KY  
 Contractor: J & J Excavating

Plant: Beaver Dam, KY  
 4/10/2026 1:55:05 PM

Tech: J. Coppage  
 PC: E. Bradley



**Structure ID: 422.97**

**P1 BX2424-08BAVF**

**BOX BASE 8inW, 8inF, Variable Ht F/n**

- P2) 24" x 24" - CASTING HEIGHT - 5"
- P1) 24" x 24" - BOX BASE 8inW, 8inF, Variable Ht F/n - 47"
- 1) CASTING - HOE KY-465 SET (CBI TY F)
- 1) 24" x 24" - Conseal CS-102 1.00"
- 2) Hole - 22"

0 lb  
 4602 lb  
 465 lb  
 0 lb  
 0 lb  
 -----  
 Structure Total: 5067 lb

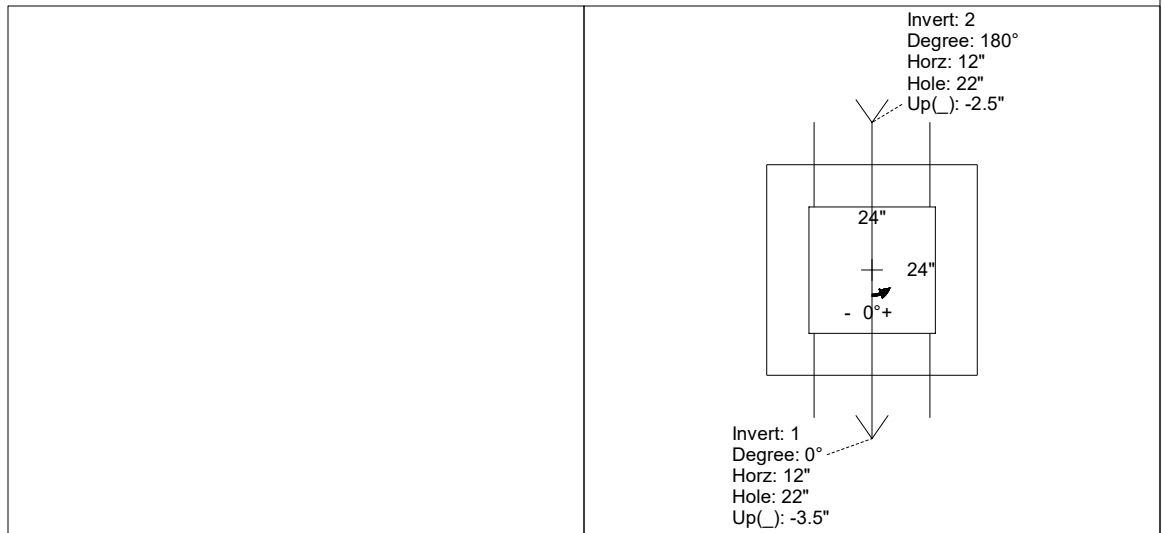
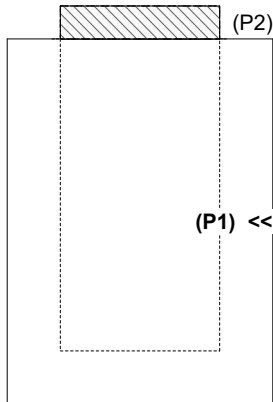
- Structure Notes:
1. PER ASTM C-913 SPECIFICATIONS
  2. CONCRETE: 4,000 PSI AT 28 DAYS
  3. REINFORCEMENT: #5 BAR @ 12" C.C. E.W. (GRADE 60) - 2" MIN. REBAR CLEARANCE (TYP)
  4. NO STORM INVERT
  5. NO STEPS
  6. HOE KY-465 FRAME, GRATE, & CURB HOOD SUPPLIED BY ICAST

Rim: 427.32' Rim to Invert: 4.35' Slack: 0.2" Sump: 0" Step Position:

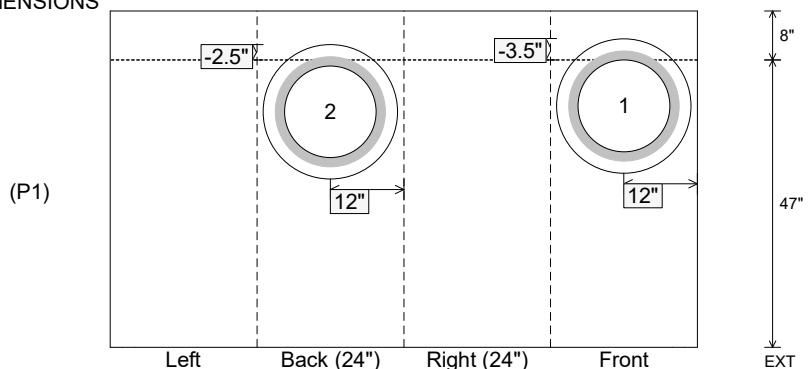
Position	Elev	Angle	Ext. (cw)	Pipe	Pipe OD	Connector	Hole	Horz Size	Up ( )	Offset
Invert 1	422.97'	0°	20"	15" ADS N-12	18"	Hole 22	22"	22"	-3.5"	0"
Invert 2	423.05'	180°	20"	15" ADS N-12	18"	Hole 22	22"	22"	-2.5"	0"
Invert 3										
Invert 4										
Invert 5										
Invert 6										
Invert 7										
Invert 8										

RIGHT-SIDE UP VIEW (int. dimensions)

UPSIDE-DOWN VIEW (int. dimensions)



INSIDE WALL DIMENSIONS



Coating (Int):  
 Coating (Ext):

Seam Up: Flat  
 Seam Dn: n/a

Wall Thickness: 8"  
 Floor Height: 8"

Height (Int): 47"  
 Height (Ext): 55"

Weight (Net): 4602 lb  
 Volume (Net): 1.18cu.yd