

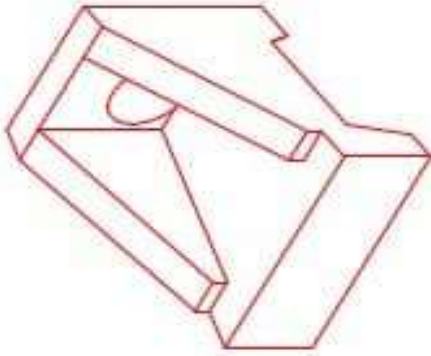


**Structure ID: 4-54245**

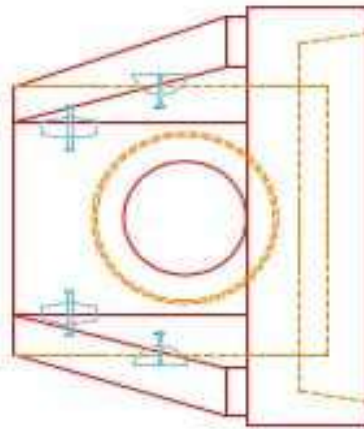
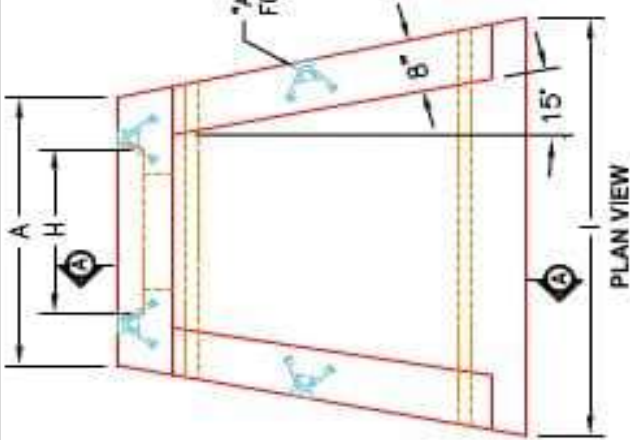
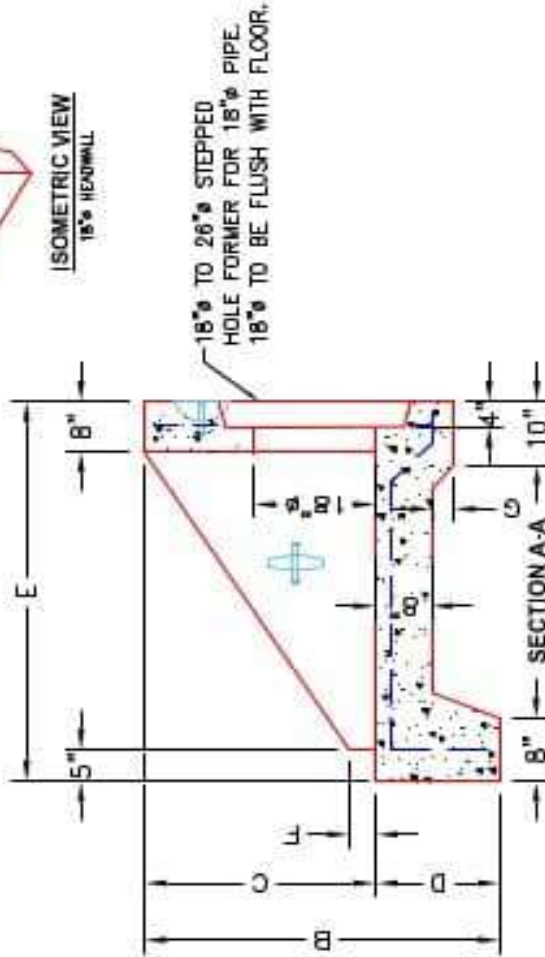
**P1 HWSF18**

**18" - SLOPED & FLARED HEADWALL F/F**

DIMENSIONS										
PIPE Ø	A	B	C	D	E	F	G	H	I	WEIGHT
18"	3'-10"	3'-9"	2'-5"	1'-6"	4'-6"	4"	2 1/2"	2'-2"	5'-2"	3,640 LBS.



\*A-ANCHOR\* LIFTING SYSTEM FOR PLANT & FIELD HANDLING.



**NOTES:**

1. CONCRETE: 4500 PSI @ 28 DAYS
2. REINFORCING: #4 BAR @ 12" C/C E-W - GRADE 60, (WITH 2" CONCRETE COVER MINIMUM)
3. REINFORCING BARS TO BE TACK WELDED OR TIED.
4. DRAWING TO BE USED IN CONJUNCTION WITH KYTC S71, DRAWING RDH-000-03 AND THE STANDARD SPECIFICATIONS FOR ROAD AND BRIDGE CONSTRUCTION.
5. CHAMFER ON ALL EXPOSED EDGES.

PRODUCTION WORK ORDER	
<p>QUALITY CONTROL CHECKLIST</p> <p><input type="checkbox"/> ALL DIMENSIONS CORRECT.</p> <p><input type="checkbox"/> LIFTERS INSTALLED.</p> <p><input type="checkbox"/> STEPPED HF CORRECT SIZE.</p> <p><input type="checkbox"/> REINFORCING CORRECT.</p> <p><input type="checkbox"/> DISSIPATOR BLOCK INSTALLED.</p> <p><input type="checkbox"/> EDGES CHAMFERED.</p> <p><input type="checkbox"/> ALL PATCHWORK ACCEPTABLE.</p>	<p>PRODUCT I.D.: HWSF18</p> <p>PRODUCT VIEW: RIGHT SIDE UP</p> <p>PLANT: BEAVER DAM, KY.</p> <p>WEIGHT: 3,640 LBS.</p> <p>TOP SECTION JOINT: N/A</p> <p>BASE SECTION JOINT: N/A</p> <p>QC CHECK INITIALS:</p>
<p>DESCRIPTION: KYTC 18" SLOPED &amp; FLARED HEADWALL</p> <p>CUSTOMER: STOCK</p> <p>PROJECT: STOCK INVENTORY</p> <p>STRUCTURE ID.: N/A</p> <p>QUOTE/SALES ORDER NO: N/A</p> <p>CHECK: JH. ROSS, PE</p> <p>DATE: REV. 4/22/24</p>	<p>DRAWN: N. RICHARDS</p> <p>SCALE: NTS</p> <p>PG. 1 of 1</p>

