

Job Name: 25-4245 - KYTC Marion Co Call 104 (251015)  
 Job Location: Lebanon, KY  
 Contractor: Rame Contracting LLC

Plant: 100  
 12/29/2025 11:53:46 AM

Tech: J. Horsley - A  
 PC: Celina Goff



**Structure ID: 4**

**P1 BX2436-08BVF**

**BOX BASE 8inW, 8inF, Variable Ht T/n**

- P3) 24" x 120" - CB INLET KY A 10' TOP LEFT F/G - 10"
- P2) 24" x 120" - CB INLET KY A 10' BOTTOM LEFT T/G - 18"
- P1) 24" x 36" - BOX BASE 8inW, 8inF, Variable Ht T/n - 52"
- 1) CASTING - HOE KY-206 F/C (KY TY1)
- 1) 24" x 36" - Conseal CS-102 1.00"
- 2) Hole - 22
- 2) Hole - 6

3400 lb  
 5270 lb  
 6154 lb  
 206 lb  
 0 lb  
 0 lb  
 0 lb  
 -----  
 15029 lb

Structure Total: 15029 lb

Structure Notes:

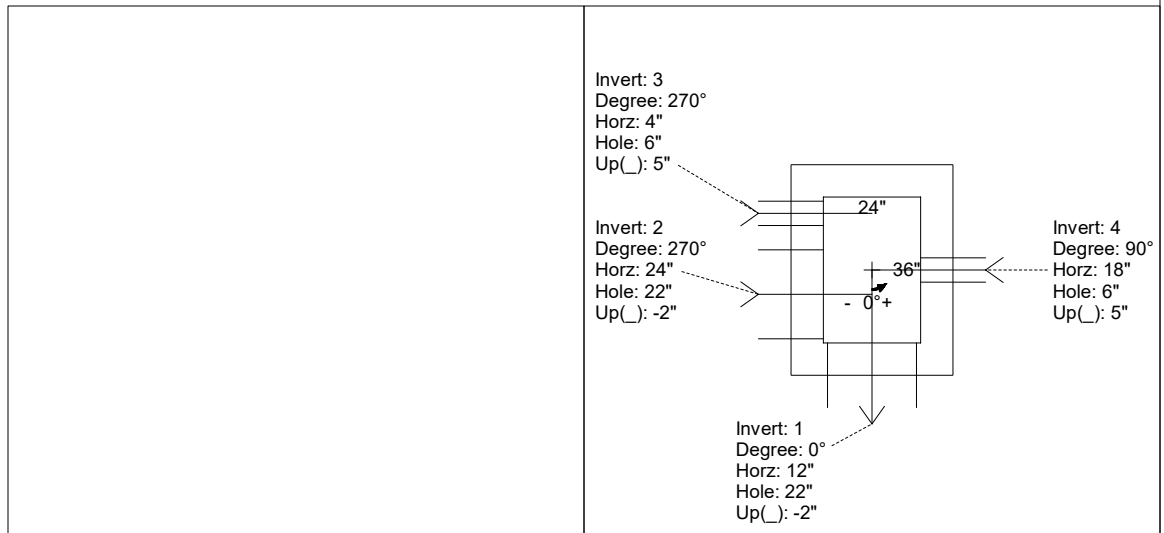
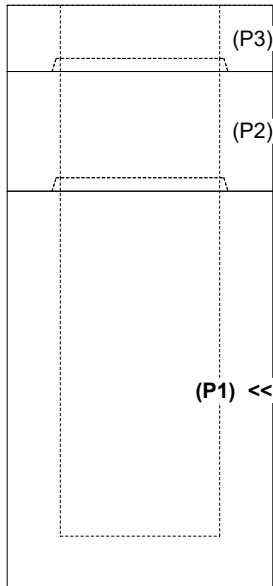
- \*\* KYTC STATE PROJECT \*\*
- 1. HOE KY-206 FRAME & COVER (KY TY 1) PROVIDED BY ICAST - FRAME TO BE CAST INTO TOP PHASE TOP FLANGE SIDE UP
- 2. PER KYTC CBI TYPE A / ASTM C-913 SPECS
- 3. CONCRETE: 4,000 PSI AT 28 DAYS
- 4. REINFORCEMENT: #5 BAR @ 12" C.C. E.W. (GRADE 60) - 2" MIN. REBAR CLEARANCE (TYP)
- 5. NO INVERT CHANNEL

Rim: 837.12' Rim to Invert: 6.86' Slack: 2.32" Sump: 0" Step Position:

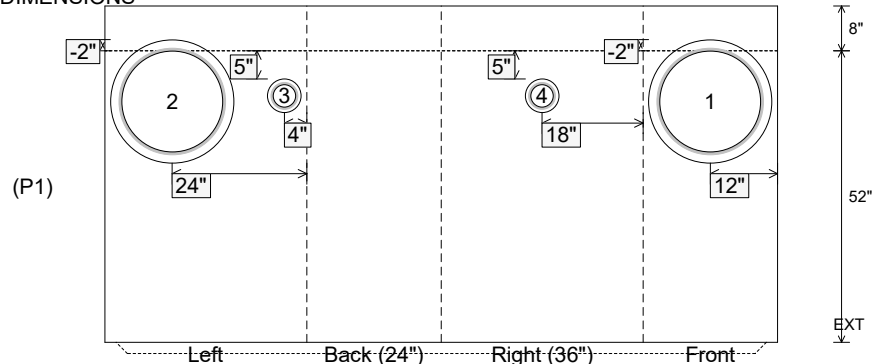
Position	Elev	Angle	Ext. (cw)	Pipe	Pipe OD	Connector	Hole	Horz Size	Up ( )	Offset
Invert 1	830.26'	0°	20"	18" CMP	19"	Hole 22	22"	22"	-2"	0"
Invert 2	830.26'	270°	32"	18" CMP	19"	Hole 22	22"	22"	-2"	6"
Invert 3	830.76'	270°	12"	4" HDPE (perf pipe)	4.8"	Hole 6	6"	6"	5"	-14"
Invert 4	830.76'	90°	26"	4" HDPE (perf pipe)	4.8"	Hole 6	6"	6"	5"	0"
Invert 5										
Invert 6										
Invert 7										
Invert 8										

RIGHT-SIDE UP VIEW (int. dimensions)

UPSIDE-DOWN VIEW (int. dimensions)



INSIDE WALL DIMENSIONS



Coating (Int):  
 Coating (Ext):

Seam Up: Tongue  
 Seam Dn: n/a

Wall Thickness: 8"  
 Floor Height: 8"

Height (Int): 52"  
 Height (Ext): 60"

Weight (Net): 6154 lb  
 Volume (Net): 1.57cu.yd