

Job Name: 25-4245 - KYTC Marion Co Call 104 (251015)	Plant: 100	Tech: J. Horsley - A	
Job Location: Lebanon, KY Contractor: Rame Contracting LLC	12/29/2025 11:53:57 AM	PC: Celina Goff	

Structure ID: 21

P1 BX2436-08BVF

BOX BASE 8inW, 8inF, Variable Ht T/n

P3) 24" x 120" - CB INLET KY A 10' TOP LEFT F/G - 10"	3400 lb
P2) 24" x 120" - CB INLET KY A 10' BOTTOM LEFT T/G - 18"	5270 lb
P1) 24" x 36" - BOX BASE 8inW, 8inF, Variable Ht T/n - 31"	4011 lb
1) CASTING - HOE KY-206 F/C (KY TY1)	206 lb
1) 24" x 36" - Conseal CS-102 1.00"	0 lb
2) Hole - 22	0 lb
2) Hole - 6	0 lb
Structure Total:	12887 lb

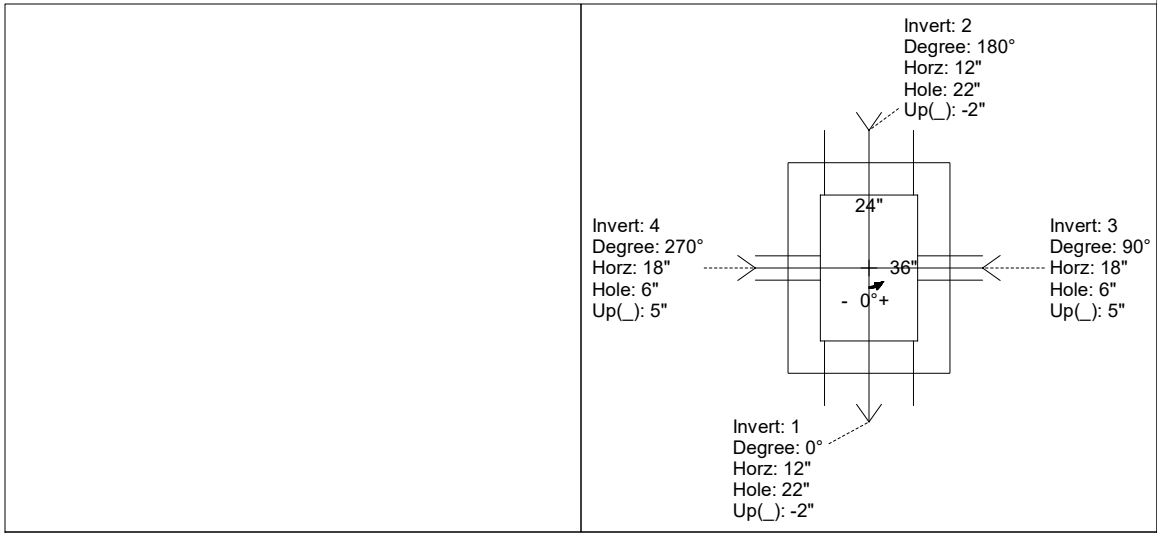
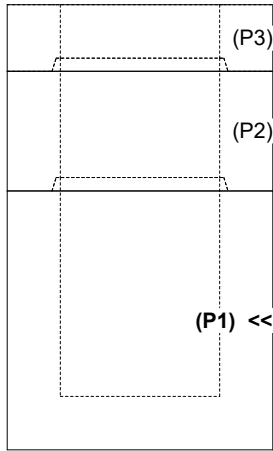
- Structure Notes:**
**** KYTC STATE PROJECT ****
 1. HOE KY-206 FRAME & COVER (KY TY 1) PROVIDED BY ICAST - FRAME TO BE CAST INTO TOP PHASE TOP FLANGE SIDE UP
 2. PER KYTC CBI TYPE A / ASTM C-913 SPECS
 3. CONCRETE: 4,000 PSI AT 28 DAYS
 4. REINFORCEMENT: #5 BAR @ 12" C.C. E.W. (GRADE 60) - 2" MIN. REBAR CLEARANCE (TYP)
 5. NO INVERT CHANNEL

Rim: 860.02' Rim to Invert: 5.08' Slack: 1.96" Sump: 0" Step Position:

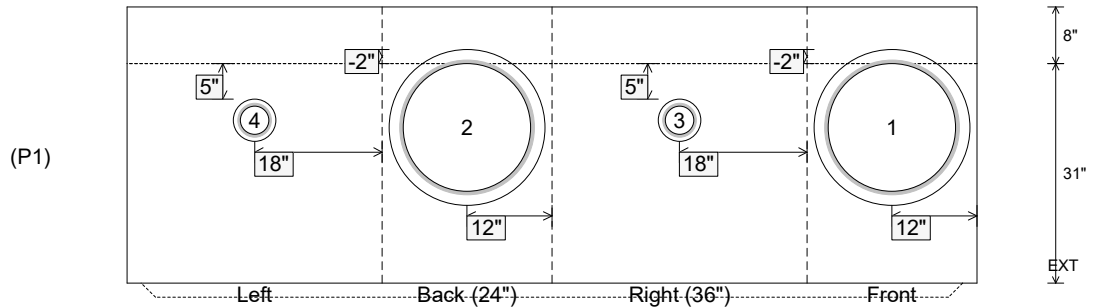
Position	Elev	Angle	Ext. (cw)	Pipe	Pipe OD	Connector	Hole	Horz Size	Up (↓)	Offset
Invert 1	854.94'	0°	20"	18" CMP	19"	Hole 22	22"	22"	-2"	0"
Invert 2	854.94'	180°	20"	18" CMP	19"	Hole 22	22"	22"	-2"	0"
Invert 3	855.44'	90°	26"	4" HDPE (perf pipe)	4.8"	Hole 6	6"	6"	5"	0"
Invert 4	855.44'	270°	26"	4" HDPE (perf pipe)	4.8"	Hole 6	6"	6"	5"	0"
Invert 5										
Invert 6										
Invert 7										
Invert 8										

RIGHT-SIDE UP VIEW (int. dimensions)

UPSIDE-DOWN VIEW (int. dimensions)



INSIDE WALL DIMENSIONS



Coating (Int): Coating (Ext):	Seam Up: Tongue Seam Dn: n/a	Wall Thickness: 8" Floor Height: 8"	Height (Int): 31" Height (Ext): 39"	Weight (Net): 4011 lb Volume (Net): 1.02cu.yd
----------------------------------	---------------------------------	--	--	--