

**Job Name: 25-4245 - KYTC Marion Co Call 104 (251015)**  
**Job Location: Lebanon, KY**  
**Contractor: Rame Contracting LLC**

PC: Celina Goff  
 TECH: J. Horsley - A  
 Plant: 100



Structure ID: 10  
 Spec: KYTC  
 Type: DBI TYPE 11  
 Size: 24" x 30"

Rim: 836.63'  
 Invert: 833.38'  
 Rim to Invert: 3.25'

Sump: 0"  
 Floor (Top): 833.38'  
 Floor Height: 8"

Floor (Bot): 832.713'  
 Overall Height: 3.813'  
 Slack: 1.25"

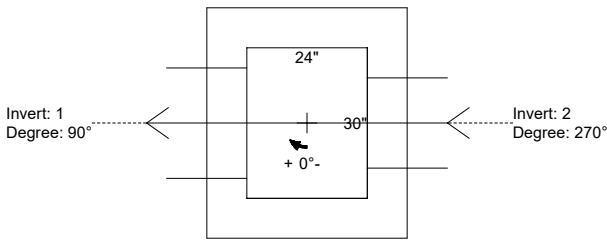
**Structure Notes:**

- \*\* KYTC STATE PROJECT \*\*
1. HOE KY-460-11 FRAME & GRATE (DBI TY 11) PROVIDED BY ICAST
  2. PER KYTC DBI TYPE 11 / ASTM C-913 SPECS
  3. CONCRETE: 4,000 PSI AT 28 DAYS
  4. REINFORCEMENT: #5 BAR @ 12" C.C. E.W. (GRADE 60)
  5. NO INVERT CHANNEL

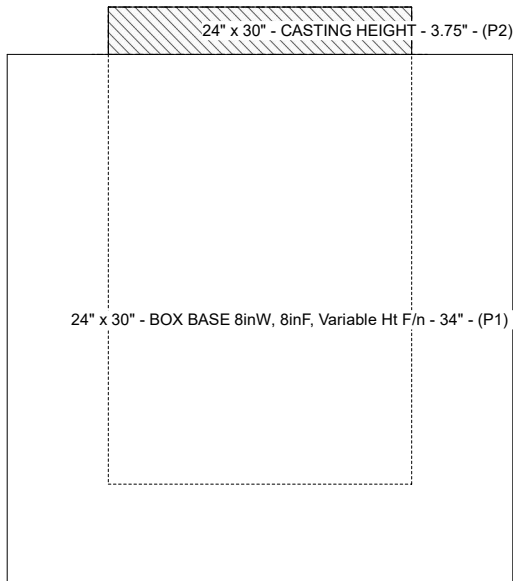
**STRUCTURE SUMMARY:**

P2) 24" x 30" - CASTING HEIGHT - 3.75"  
 P1) 24" x 30" - BOX BASE 8inW, 8inF, Variable Ht F/n - 34"  
 1) CASTING - HOE KY-460-11 F/G (DBI 11)  
 1) 24" x 30" - Conseal CS-102 1.00"  
 1) Hole - 22  
 1) Hole - 18

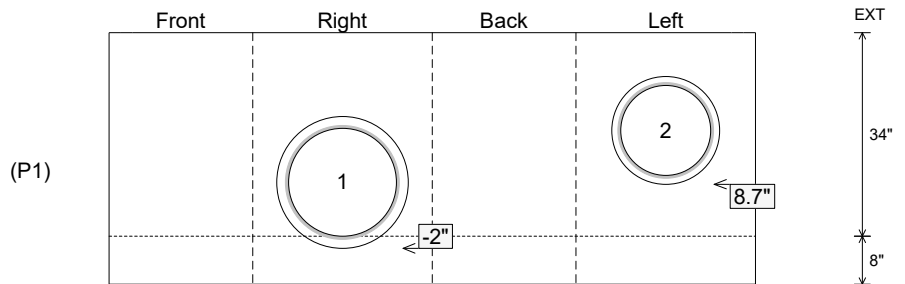
0 lb  
 4005 lb  
 421 lb  
 0 lb  
 0 lb  
 0 lb  
 \_\_\_\_\_  
 Structure Total: 4426 lb



Position	Elev	Angle	Pipe	Pipe OD	Hole	Connector	Up (L)	Ref
Rim	836.63'							
Reducer								
Invert 1	833.38'	90°	18" CMP	19"	22"	Hole 22	-2"	P1
Invert 2	834.23'	270°	15" CMP	16"	18"	Hole 18	8.7"	P1
Invert 3								
Invert 4								
Invert 5								
Invert 6								
Invert 7								
Invert 8								



**Cast (Int. Dim.) - Interior Dimensions**



Submittal Drawing  
 12/29/2025 11:42:39 AM

SUBMITTAL  
 APPROVED BY: