

Job Name: 25-4219 - Hitachi Berea
 Job Location: Berea, KY
 Contractor: Brown General Contractors

Plant: 100
 3/26/2026 1:10:27 PM

Tech: J. Horsley - F
 PC: J. Jarvis



Structure ID: ST-6

P1 BX24300808VF

BOX BASE 8inW, 8inF, Variable Ht

- P2) 24" x 30" - CASTING HEIGHT - 3.75"
- P1) 24" x 30" - BOX BASE 8inW, 8inF, Variable Ht - 38"
- 1) CASTING - HOE KY-460-11 F/G (DBI 11)
- 1) 24" x 30" - Conseal CS-102 1.00"
- 2) Hole - 24"

- Structure Notes:
1. PER ASTM C913 SPECIFICATIONS.
 2. CONCRETE = 4,000 PSI AT 28 DAYS.
 3. CASTING BY I-CAST (HOE KY-460-11 F/G (DBI 11)).
- REINFORCING PER ASTM A615 (GRADE 60).
 - WALLS (As .31) #5 BARS AT 12" C.C.E.W.
 - FLOOR (As .31) #5 BARS AT 12" C.C.E.W.

0 lb
 4351 lb
 421 lb
 0 lb
 0 lb

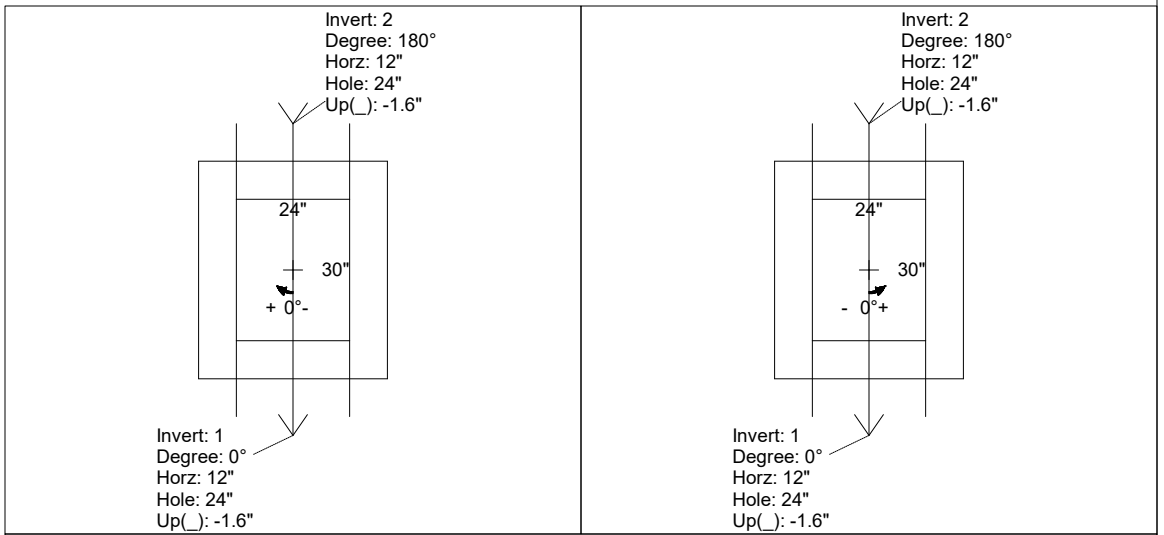
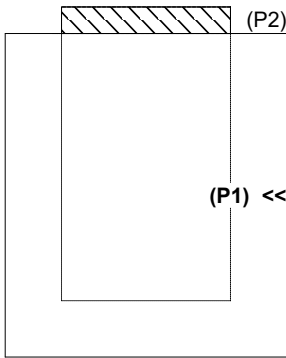
 Structure Total: 4772 lb

Rim: 959.62' Rim to Invert: 3.49' Slack: 0.13" Sump: 0" Step Position:

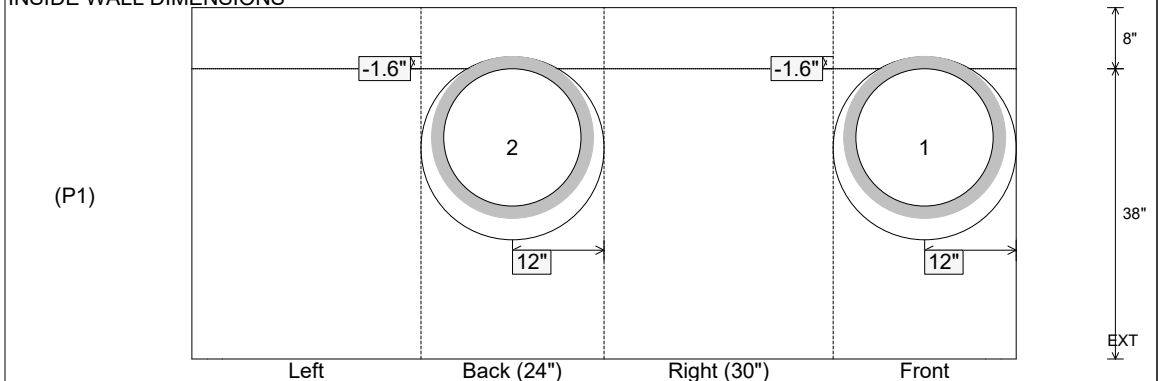
Position	Elev	Angle	Ext. (cw)	Pipe	Pipe OD	Connector	Hole	Horz Size	Up ()	Offset
Invert 1	956.13'	0°	20"	18" HDPE	21.2"	Hole 24	24"	24"	-1.6"	0"
Invert 2	956.13'	180°	20"	18" HDPE	21.2"	Hole 24	24"	24"	-1.6"	0"
Invert 3										
Invert 4										
Invert 5										
Invert 6										
Invert 7										
Invert 8										

RIGHT-SIDE UP VIEW (int. dimensions)

UPSIDE-DOWN VIEW (int. dimensions)



INSIDE WALL DIMENSIONS



Coating (Int): Coating (Ext):	Seam Up: Flat Seam Dn: n/a	Wall Thickness: 8" Floor Height: 8"	Height (Int): 38" Height (Ext): 46"	Weight (Net): 4351 lb Volume (Net): 1.11cu.yd
----------------------------------	-------------------------------	--	--	--