

Job Name: 25-4219 - Hitachi Berea
 Job Location: Berea, KY
 Contractor: Brown General Contractors

Plant: 100
 3/26/2026 2:08:28 PM

Tech: J. Horsley - F
 PC: J. Jarvis



Structure ID: ST-2

P1 MH048BA60

MH BASE Custom Ht

- P3) 48" - CASTING HEIGHT - 0"
- P2) 48" - MH RISER - 36"
- P1) 48" - MH BASE Custom Ht - 60"
- 1) CASTING - TRASHRACKS LFR-48-P Round Flush Mount Gate
- 2) 48" - Conseal CS-102 1.00"
- 1) Hole - 20
- 1) Hole - 6

- 0 lb
 2515 lb
 5375 lb
 289 lb
 0 lb
 0 lb
 0 lb
- Structure Notes:**
1. PER ASTM C478 SPECIFICATIONS.
 2. CONCRETE = 4,500 PSI AT 28 DAYS.
 3. NO STEPS AND NO INVERT CHANNEL.
 4. CASTING BY I-CAST (TRASHRACKS LFR-48P ROUND FLUSH MOUNT GRATE).

Structure Total: 8178 lb

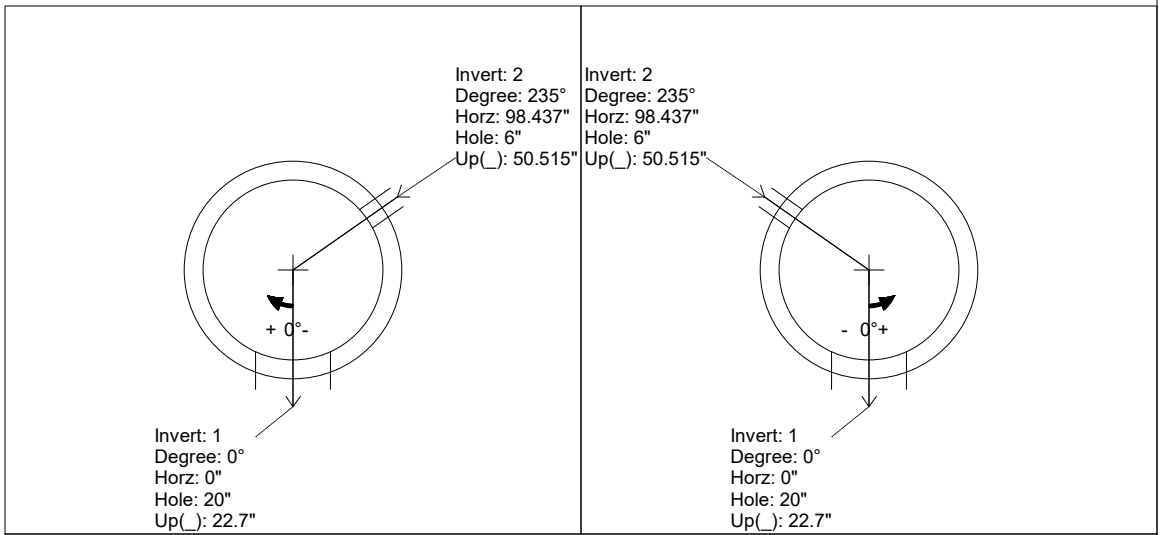
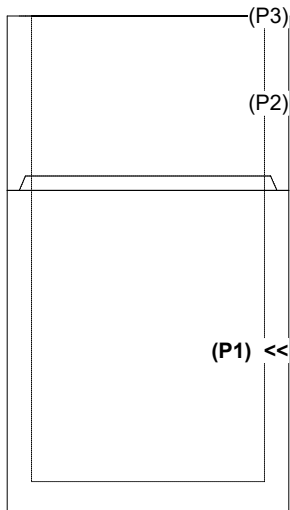
REINFORCING PER ASTM A615 (GRADE 60).
 - RISER/WALLS (As .12)
 - FLOOR (As .31) #5 BARS AT 12" C.C.E.W.

Rim: 954.5' Rim to Invert: 6' Slack: 0" Sump: 24" Step Position:

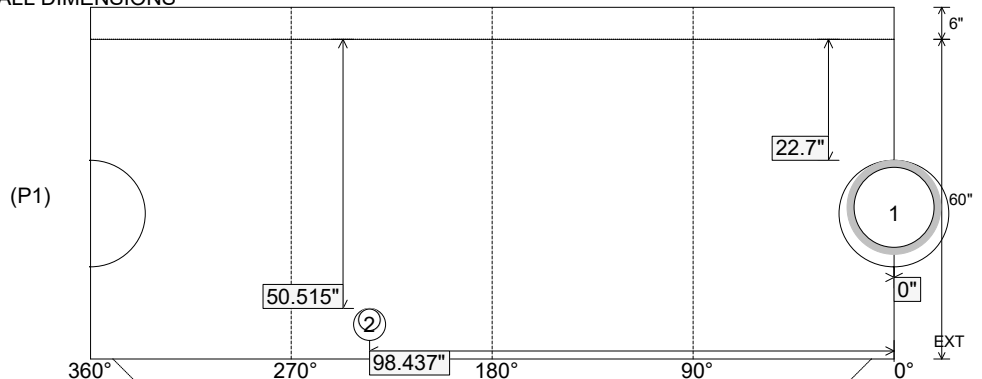
Position	Elev	Angle	Ext. (cw)	Pipe	Pipe OD	Connector	Hole	Horz Size	Up ()	Offset
Invert 1	948.5'	0°	0"	15" HDPE	17.6"	Hole 20	20"	20.629"	22.7"	0"
Invert 2	950.72'	235°	118.944"	4" PVC SDR35	4.25"	Hole 6	6"	6.016"	50.515"	0"
Invert 3										
Invert 4										
Invert 5										
Invert 6										
Invert 7										
Invert 8										

RIGHT-SIDE UP VIEW (int. dimensions)

UPSIDE-DOWN VIEW (int. dimensions)



INSIDE WALL DIMENSIONS



Coating (Int): Coating (Ext):	Seam Up: Tongue Seam Dn: n/a	Wall Thickness: 5" Floor Height: 6"	Height (Int): 60" Height (Ext): 66"	Weight (Net): 5375 lb Volume (Net): 1.37cu.yd
----------------------------------	---------------------------------	--	--	--