

Job Name: 25-3677 - 809335 Petersburg Park
 Job Location: Louisville, KY
 Contractor: Contech Engineering Solutions

Plant: Beaver Dam

Tech: J. Coppage

10/15/2025 11:51:50 AM

PC: T. Sekula



Structure ID: 10-CS-4

P1 MH048BA18

MH BASE

- P4) 30" - CASTING HEIGHT - 4"
- P3) 48" - MH FLAT LID w/30in ECC Hole - 12"
- P2) 48" - MH RISER Custom Ht - 57"
- P1) 48" - MH BASE - 18"
- 1) PSASSEMBLY
- 1) CVSTENCILING
- 2) 48" - Conseal CS-102 1.00"
- 2) Hole - 12

Structure Notes:
 (4" TALL CASTING PROVIDED BY OTHERS)
 LIFTING ANCHORS TO BE INSTALLED ON THE OUTSIDE OF THE STRUCTURE
 ICAST TO INSTALL THE INTERNALS
 CONTECH'S LOGO AS WELL AS THE INLET AND THE OUTLET MUST BE STENCILED ONTO THE STRUCTURE

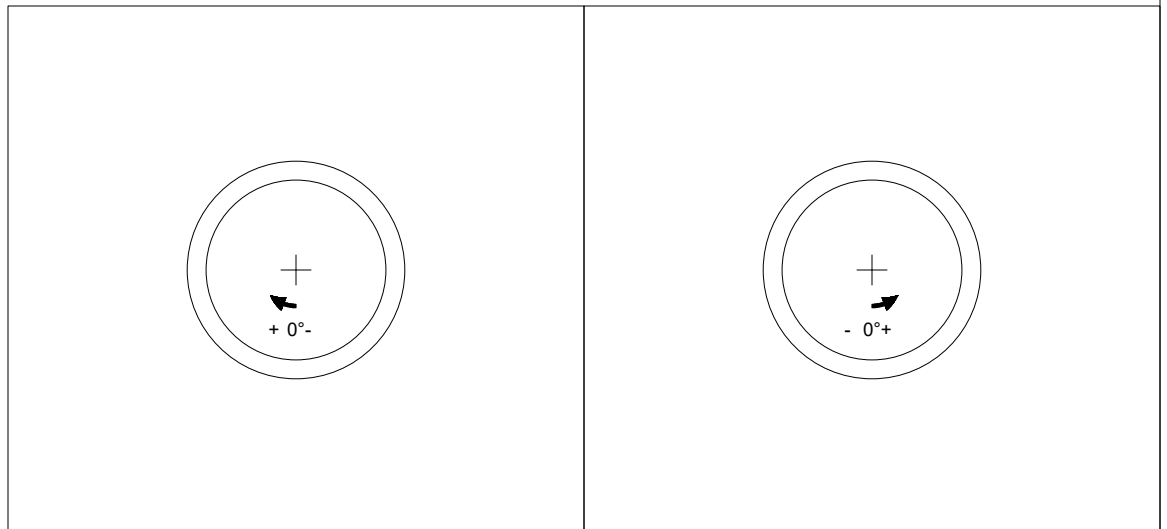
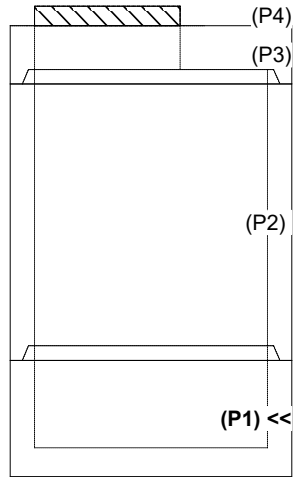
Structure Total: 7874 lb

Rim: 486.75' Rim to Invert: 3.55' Slack: 2.6" Sump: 51" Step Position:

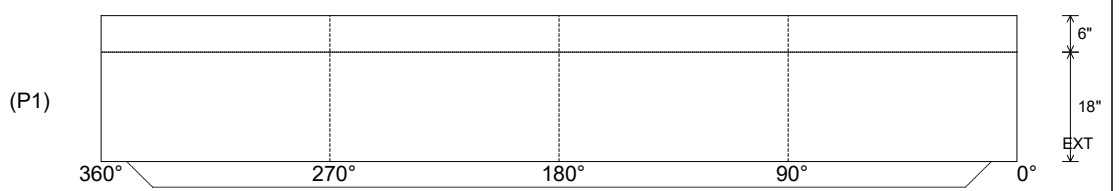
Position	Elev	Angle	Ext. (cw)	Pipe	Pipe OD	Connector	Hole	Horz Size	Up ()	Offset
Invert 1										
Invert 2										
Invert 3										
Invert 4										
Invert 5										
Invert 6										
Invert 7										
Invert 8										

RIGHT-SIDE UP VIEW (int. dimensions)

UPSIDE-DOWN VIEW (int. dimensions)



INSIDE WALL DIMENSIONS



Coating (Int):
 Coating (Ext):

Seam Up: Tongue
 Seam Dn: n/a

Wall Thickness: 5"
 Floor Height: 6"

Height (Int): 18"
 Height (Ext): 24"

Weight (Net): 2588 lb
 Volume (Net): 0.66cu.yd