

Job Name: 25-3675 - 830265 GLENN CDJR
 Job Location: CRESTWOOD, KY
 Contractor: Contech Engineering Solutions

Plant: BEAVER DAM

Tech: J. COPPAGE

10/27/2025 2:13:41 PM

PC: T. SEKULA



Structure ID: 10-CS-5

P3 MH060RS72S

MH RISER NO STEPS

- P5) 30" - CASTING HEIGHT - 4"
- P4) 60" - MH FLAT TOP SPEC. (30" ECC HOLE) - 13"
- P3) 60" - MH RISER NO STEPS - 72"
- P2) 60" - MH RISER NO STEPS - 72"
- P1) 60" - MH BASE - 18"
- 1) PSASSEMBLY
- 1) CVSTENCILING
- 3) 60" - Conseal CS-102 1.00"
- 2) Hole - 16

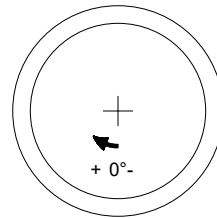
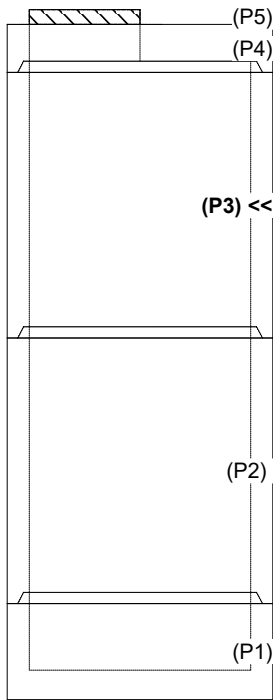
0 lb
 2589 lb
 7516 lb
 7303 lb
 4612 lb
 0 lb
 0 lb
 0 lb
 0 lb
 0 lb
 Structure Total: 22021 lb

Structure Notes:
 (CASTING PROVIDED BY OTHERS)
 LIFTING HOOKS TO BE INSTALLED
 ON THE OUTSIDE OF THE STRUCTURE
 NOT THE INSIDE
 CONTECH'S LOGO AS WELL AS THE
 INLET AND THE OUTLET MUST BE
 STENCILED ONTO THE STRUCTURE
 ICAST TO INSTALL THE INTERNALS

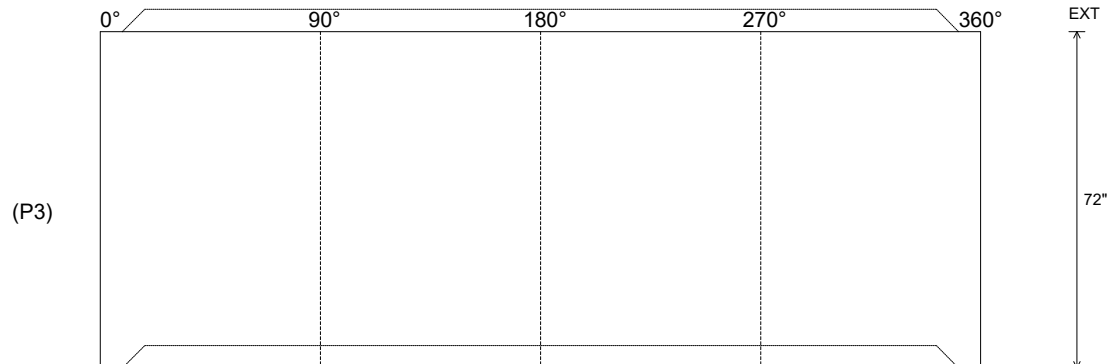
Rim: 766.33' Rim to Invert: 10.47' Slack: 4.64" Sump: 58" Step Position:

Position	Elev	Angle	Ext. (cw)	Pipe	Pipe OD	Connector	Hole	Horz Size	Up (L)	Offset
Invert 1										
Invert 2										
Invert 3										
Invert 4										
Invert 5										
Invert 6										
Invert 7										
Invert 8										

RIGHT-SIDE UP VIEW (int. dimensions)



INSIDE WALL DIMENSIONS



Coating (Int):
 Coating (Ext):

Seam Up: Tongue
 Seam Dn: Groove

Wall Thickness: 6"
 Floor Height: 0"

Height (Int): 72"
 Height (Ext): 72"

Weight (Net): 7516 lb
 Volume (Net): 1.92cu.yd