

Job Name: 25-3668 - 858577 Union Square
 Job Location: Union, KY
 Contractor: Contech Engineering Solutions

Plant: Beaver Dam

10/10/2025 2:30:19 PM

Tech: J. Coppage

PC: T. Sekula



Structure ID: 15-CS-5

P3 MH060RS36S

MH RISER NO STEPS

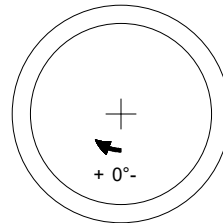
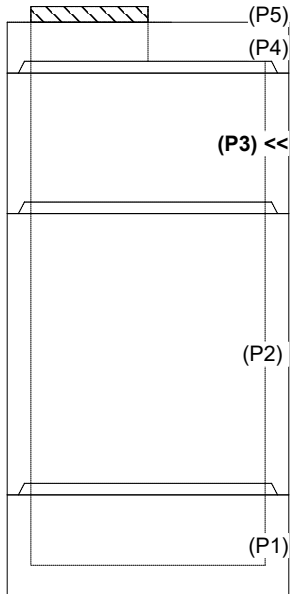
- P5) 30" - CASTING HEIGHT - 4"
- P4) 60" - MH FLAT TOP SPEC. (30" ECC HOLE) - 13"
- P3) 60" - MH RISER NO STEPS - 36"
- P2) 60" - MH RISER NO STEPS - 72"
- P1) 60" - MH BASE - 18"
- 1) PSASSEMBLY
- 1) CVSTENCILING
- 3) 60" - Conseal CS-102 1.00"
- 2) Hole - 32

0 lb Structure Notes:
 2589 lb (4" TALL CASTING PROVIDED BY OTHERS)
 3758 lb
 6670 lb LIFTING ANCHORS TO BE INSTALLED
 4612 lb ON THE OUTSIDE OF THE STRUCTURE
 0 lb
 0 lb ICAST TO INSTALL THE INTERNALS
 0 lb
 0 lb
 0 lb
 Structure Total: 17629 lb CONTECH'S LOGO AS WELL AS THE
 INLETS AND THE OUTLET MUST BE
 STENCILED ONTO THE STRUCTURE

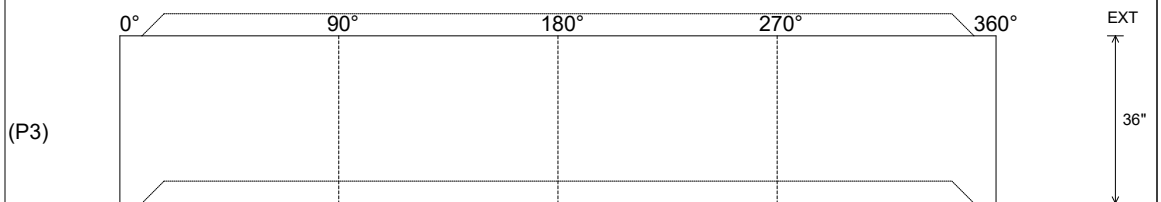
Rim: 866.9' Rim to Invert: 7.73' Slack: 7.76" Sump: 58" Step Position:

Position	Elev	Angle	Ext. (cw)	Pipe	Pipe OD	Connector	Hole	Horz Size	Up (L)	Offset
Invert 1										
Invert 2										
Invert 3										
Invert 4										
Invert 5										
Invert 6										
Invert 7										
Invert 8										

RIGHT-SIDE UP VIEW (int. dimensions)



INSIDE WALL DIMENSIONS



Coating (Int):	Seam Up: Tongue	Wall Thickness: 6"	Height (Int): 36"	Weight (Net): 3758 lb
Coating (Ext):	Seam Dn: Groove	Floor Height: 0"	Height (Ext): 36"	Volume (Net): 0.96cu.yd