

Job Name: 25-3668 - 858577 Union Square  
 Job Location: Union, KY  
 Contractor: Contech Engineering Solutions

Plant: Beaver Dam

10/10/2025 2:30:18 PM

Tech: J. Coppage

PC: T. Sekula



**Structure ID: 15-CS-5**

**P2 MH060RS72S**

**MH RISER NO STEPS**

- P5) 30" - CASTING HEIGHT - 4"
- P4) 60" - MH FLAT TOP SPEC. (30" ECC HOLE) - 13"
- P3) 60" - MH RISER NO STEPS - 36"
- P2) 60" - MH RISER NO STEPS - 72"
- P1) 60" - MH BASE - 18"
- 1) PSASSEMBLY
- 1) CVSTENCILING
- 3) 60" - Conseal CS-102 1.00"
- 2) Hole - 32

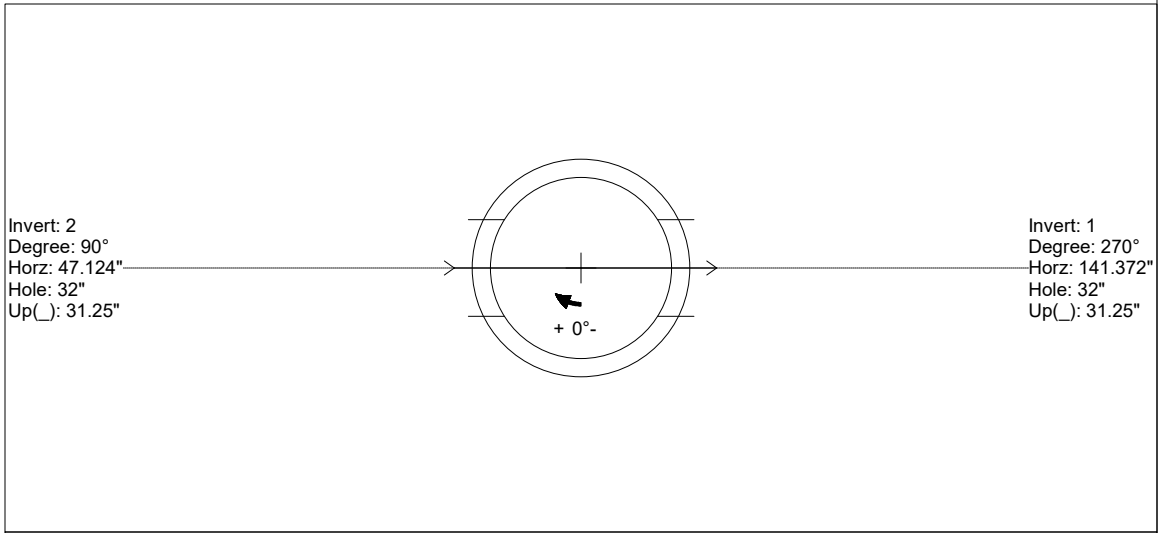
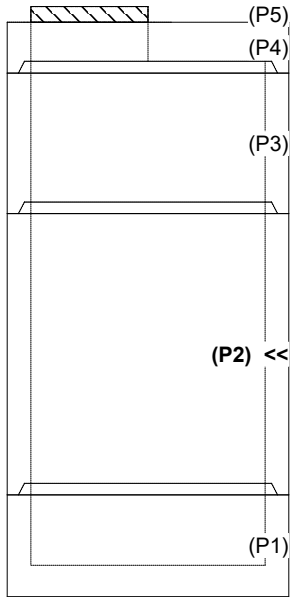
Structure Notes:  
 (4" TALL CASTING PROVIDED BY OTHERS)  
 LIFTING ANCHORS TO BE INSTALLED ON THE OUTSIDE OF THE STRUCTURE  
 ICAST TO INSTALL THE INTERNALS  
 CONTECH'S LOGO AS WELL AS THE INLETS AND THE OUTLET MUST BE STENCILED ONTO THE STRUCTURE

Structure Total: 17629 lb

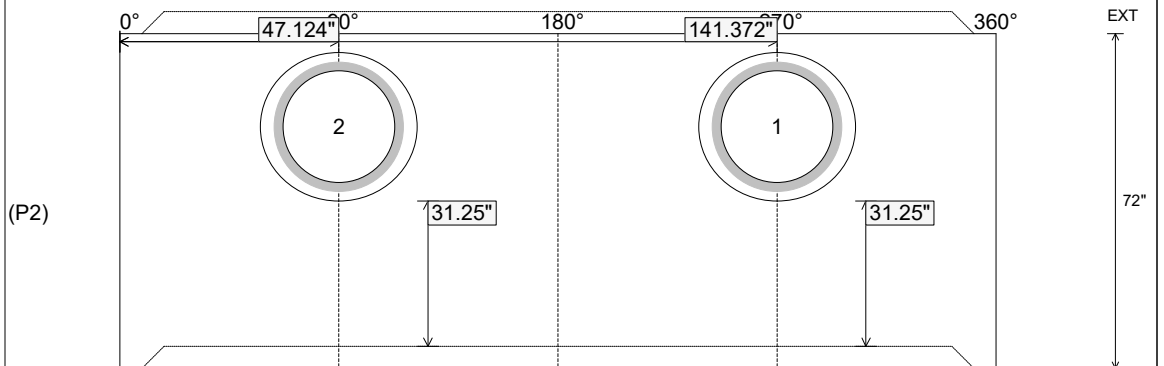
Rim: 866.9' Rim to Invert: 7.73' Slack: 7.76" Sump: 58" Step Position:

Position	Elev	Angle	Ext. (cw)	Pipe	Pipe OD	Connector	Hole	Horz Size	Up (°)	Offset
Invert 1	859.17'	270°	169.646"	24" HDPE	27.8"	Hole 32	32"	33.752"	31.25"	0"
Invert 2	859.17'	90°	56.549"	24" HDPE	27.8"	Hole 32	32"	33.752"	31.25"	0"
Invert 3										
Invert 4										
Invert 5										
Invert 6										
Invert 7										
Invert 8										

**RIGHT-SIDE UP VIEW (int. dimensions)**



**INSIDE WALL DIMENSIONS**



Coating (Int): Coating (Ext):	Seam Up: Tongue Seam Dn: Groove	Wall Thickness: 6" Floor Height: 0"	Height (Int): 72" Height (Ext): 72"	Weight (Net): 6670 lb Volume (Net): 1.7cu.yd
----------------------------------	------------------------------------	--	--	---