

Job Name: 25-3668 - 858577 Union Square
 Job Location: Union, KY
 Contractor: Contech Engineering Solutions

Plant: Beaver Dam

Tech: J. Coppage

10/10/2025 2:29:51 PM

PC: T. Sekula



Structure ID: 10-CS-4

P1 MH048BA18

MH BASE

- P5) 30" - CASTING HEIGHT - 4"
- P4) 48" - MH FLAT LID w/30in ECC Hole - 12"
- P3) 48" - MH RISER NO STEPS - 72"
- P2) 48" - MH RISER NO STEPS - 72"
- P1) 48" - MH BASE - 18"
- 1) PSASSEMBLY
- 1) CVSTENCILING
- 3) 48" - Conseal CS-102 1.00"
- 2) Hole - 24

0 lb
 1413 lb
 5030 lb
 4635 lb
 2588 lb
 0 lb
 0 lb
 0 lb
 0 lb
 0 lb

 Structure Total: 13666 lb

Structure Notes:
 (4" TALL CASTING PROVIDED BY OTHERS)

 LIFTING ANCHORS TO BE INSTALLED ON THE OUTSIDE OF THE STRUCTURE

 ICAST TO INSTALL THE INTERNALS

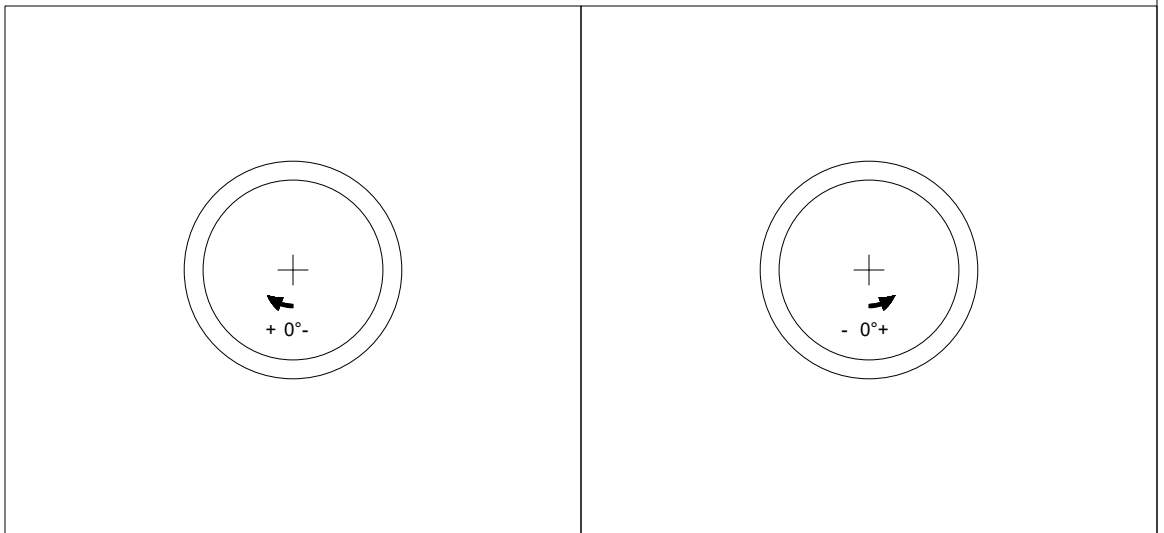

 CONTECH'S LOGO AS WELL AS THE INLETS AND THE OUTLET MUST BE STENCILED ONTO THE STRUCTURE

Rim: 873.5' Rim to Invert: 11.69' Slack: 13.28" Sump: 51" Step Position:

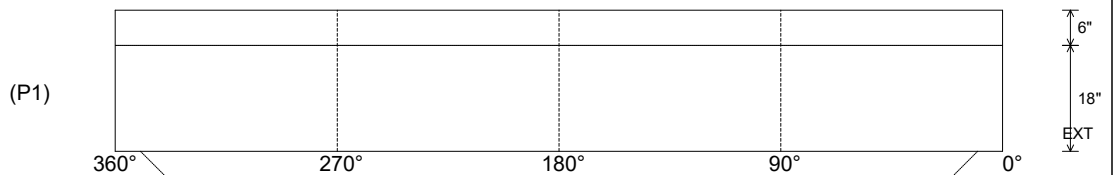
Position	Elev	Angle	Ext. (cw)	Pipe	Pipe OD	Connector	Hole	Horz Size	Up ()	Offset
Invert 1										
Invert 2										
Invert 3										
Invert 4										
Invert 5										
Invert 6										
Invert 7										
Invert 8										

RIGHT-SIDE UP VIEW (int. dimensions)

UPSIDE-DOWN VIEW (int. dimensions)



INSIDE WALL DIMENSIONS



Coating (Int):
 Coating (Ext):

Seam Up: Tongue
 Seam Dn: n/a

Wall Thickness: 5"
 Floor Height: 6"

Height (Int): 18"
 Height (Ext): 24"

Weight (Net): 2588 lb
 Volume (Net): 0.66cu.yd