

Job Name: 25-3594 - Chipotle Mexican Grill
Job Location: Paducah, KY 42001
Contractor: H&T Development

PC: T. Lewis
 TECH: J. Horsley - F
 Plant: 100



Structure ID: **DBI 3**

Spec: Storm
 Type: STM.MH (Recessed pipe)
 Size: 48"

Rim: 368.56'
 Invert: 365.39'
 Rim to Invert: 3.17'

Sump: 0"
 Floor (Top): 365.39'
 Floor Height: 6"

Floor (Bot): 364.89'
 Overall Height: 3.667'
 Slack: 0.04"

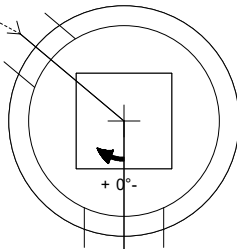
Structure Notes:

1. PER ASTM C-478 SPECIFICATIONS
2. CONCRETE: 4,000 PSI AT 28 DAYS
3. REINFORCEMENT:
 - FLAT LID: #4 BAR @ 10" C.C. E.W. (GRADE 60)
 - BASE: PER ASTM A615
4. NO INVERT CHANNEL
5. NO STEPS
6. CASTING BY ICAST (HOE 280T FRAME & GRATE)

STRUCTURE SUMMARY:

P3) 24" x 24" - CASTING HEIGHT - 4"	0 lb
P2) 48" - MH FLAT TOP w/24"x24" Hole F/F - 7"	1214 lb
P1) 48" - MH BASE Custom Ht F/n - 27"	2995 lb
1) CASTING - HOE 280T F/G	182 lb
1) 48" - Conseal CS-102 1.00"	0 lb
1) 24" x 24" - Conseal CS-102 1.00"	0 lb
1) Hole - 20	0 lb
1) Hole - 16	0 lb
Structure Total:	4391 lb

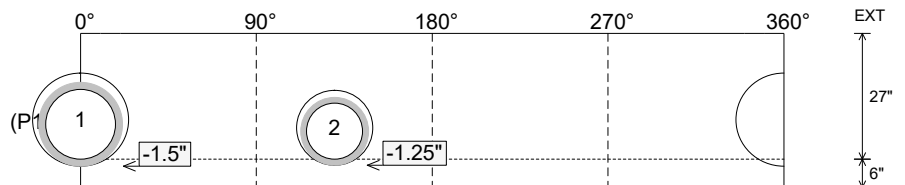
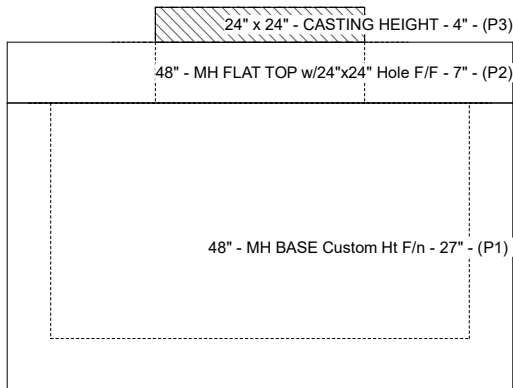
Invert: 2
 Degree: 130°



Invert: 1
 Degree: 0°

Position	Elev	Angle	Pipe	Pipe OD	Hole	Connector	Up ()	Ref
Rim	368.56'							
Reducer								
Invert 1	365.39'	0°	15" ADS N-12	18"	20"	Hole 20	-1.5"	P1
Invert 2	365.39'	130°	12" HDPE	14.5"	16"	Hole 16	-1.25"	P1
Invert 3								
Invert 4								
Invert 5								
Invert 6								
Invert 7								
Invert 8								

Cast (Int. Dim.) - Interior Dimensions



Submittal Drawing
 12/23/2025 8:41:24 AM

SUBMITTAL
 APPROVED BY: