

**Structure ID: MH A2**

**P3 MH048RS60S**

**MH RISER w/COATING T/G**

P6) 24" - CASTING HEIGHT - 7"	0 lb
P5) 24" - GRADE RING F/F - 6"	405 lb
P4) 48" - ECC CONE w/ 24" HOLE, w/Coating F/G - 42"	3116 lb
P3) 48" - MH RISER w/COATING T/G - 60"	4192 lb
P2) 60" - MH Trans. Slab - 48" Hole ECC, w/Coating T/G - 15"	1928 lb
P1) 60" - MH BASE w/FLANGE (08F/07EF) w/Coating T/n - 67"	9961 lb
1) JOINT WRAP - 12" WD x 060" MAC WRAP	0 lb
1) 60" - MH INVERT CHANNEL - FULL HEIGHT	2692 lb
1) SPECIAL EXTERNAL COATING - Carboline 300M	0 lb
1) SECONDARY POUR - Extended Flange	0 lb
2) JOINT WRAP - 12" WD x 048" MAC WRAP	0 lb
1) 60" - Conseal CS-102 1.00" (Double)	0 lb
2) 48" - Conseal CS-102 1.00" (Double)	0 lb
2) A-Lok - 1040	2 lb
14) MH Step ML-10-TDS-NCR - 10"	0 lb
291.85 SqFt) Carboline Bitumastic 300M [EXT]	0 lb
<b>Structure Total:</b>	<b>22296 lb</b>

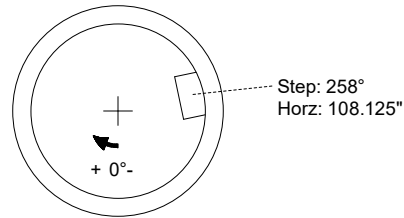
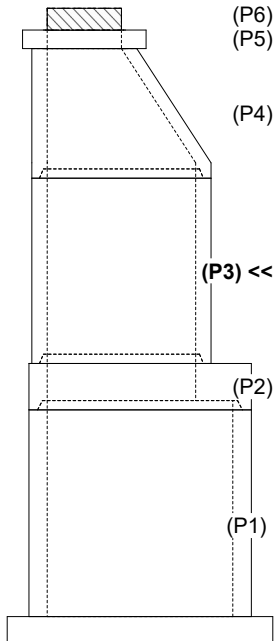
Structure Notes:

1. PER ASTM C-478 SPECIFICATIONS
2. CONCRETE: 4,000 PSI AT 28 DAYS
3. REINFORCEMENT: PER ASTM A615
4. CARBOLINE 300M EXTERIOR COATING REQUIRED
5. STEPS AT 258 DEGREES
6. HOE MC-375 FRAME & COVER "SANITARY" SUPPLIED BY OTHERS

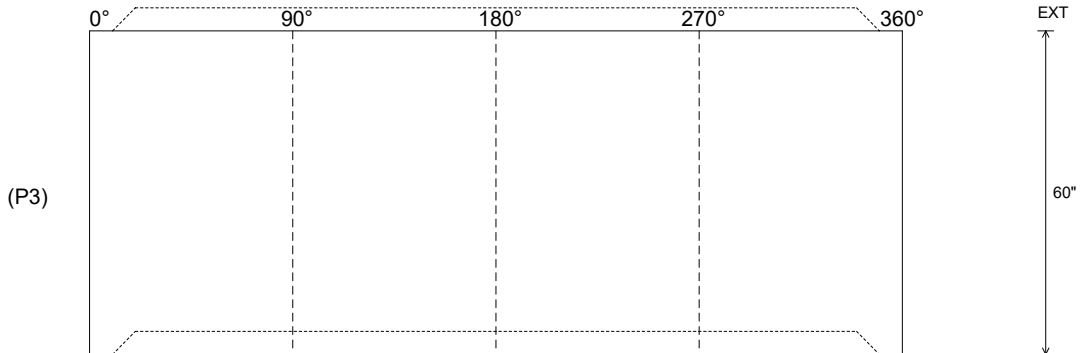
Rim: 903' Rim to Invert: 16.255' Slack: 0.275" Sump: 2.215" Step Position: 258°

Position	Elev	Angle	Ext. (cw)	Pipe	Pipe OD	Connector	Hole	Horz Size	Up (L)	Offset
Invert 1										
Invert 2										
Invert 3										
Invert 4										
Invert 5										
Invert 6										
Invert 7										
Invert 8										

**RIGHT-SIDE UP VIEW (int. dimensions)**



**INSIDE WALL DIMENSIONS**



Coating (Int): Coating (Ext): Carboline Bitumastic 300M	Seam Up: Tongue Seam Dn: Groove	Wall Thickness: 5" Floor Height: 0"	Height (Int): 60" Height (Ext): 60"	Weight (Net): 4192 lb Volume (Net): 1.07cu.yd
--	------------------------------------	--	--	--

**Job Number:**

25-3579

**Job Name:**

Lebanon Rd Clarks Run Trunk Sewer  
Ph 2

**Structure:**

MH A2

**Note:**

This Structure Is To Receive An  
External Coating of Carboline 300M  
(Supplied By iCast)