

**Job Name: 25-3560 Stephens Behavioral Consulting**  
**Job Location: Shelbyville, KY**  
**Contractor: Joda International Inc.**

PC: T. Lewis  
 TECH: S. Felletter  
 Plant: Beaver Dam



Structure ID: **HW-3**  
 Spec: HEADWALLS  
 Type: HW SLOPED & FLARED  
 Size: 12"

Rim: 0'  
 Invert: 0'  
 Rim to Invert: 0'

Sump: 12"  
 Floor (Top): -1'  
 Floor Height: 0"

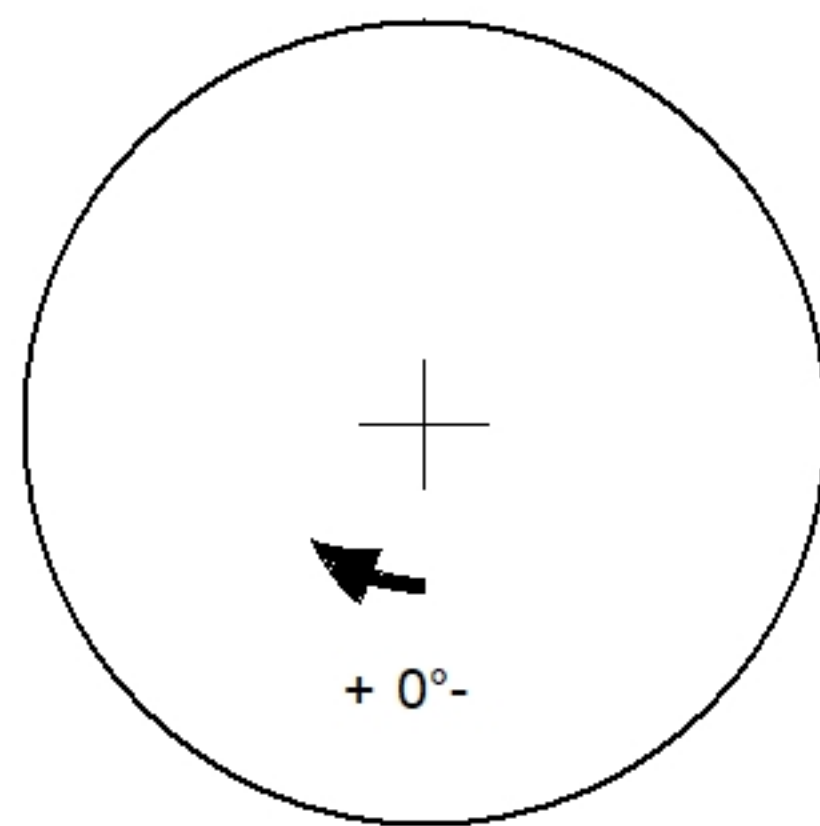
Floor (Bot): -1'  
 Overall Height: 1'  
 Slack: 0"

Structure Notes:

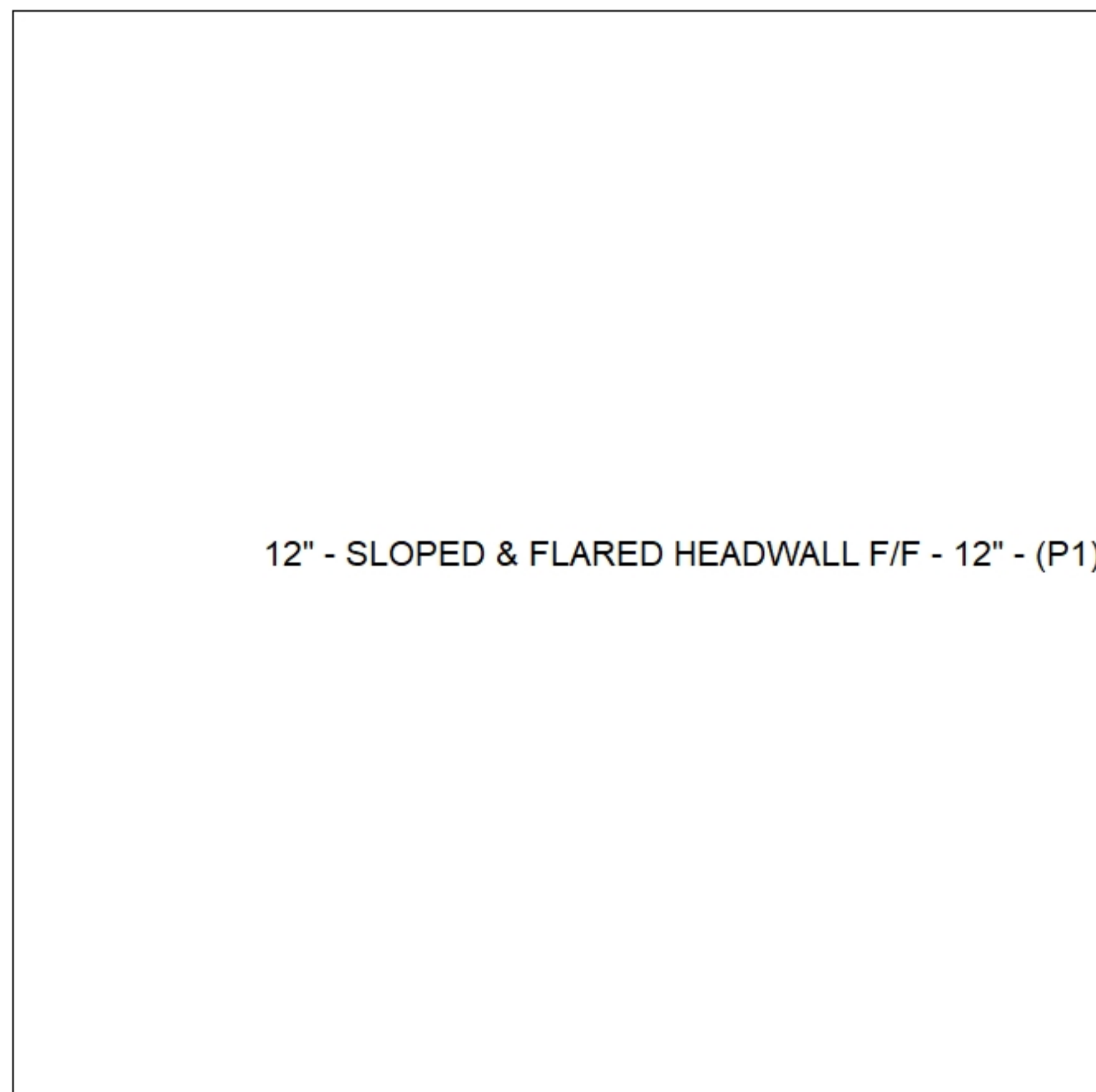
STRUCTURE SUMMARY:

P1) 12" - SLOPED & FLARED HEADWALL F/F - 12"

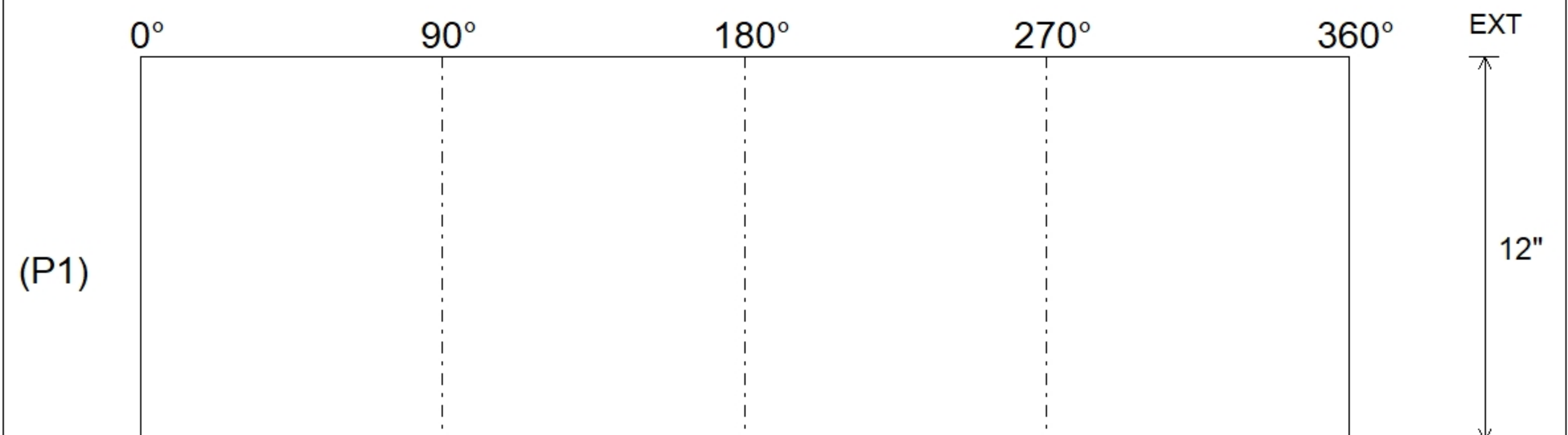
Structure Total: 3037 lb  
 3037 lb



| Position | Elev | Angle | Pipe | Pipe OD | Hole | Connector | Up ( ) | Ref |
|----------|------|-------|------|---------|------|-----------|--------|-----|
| Rim      | 0'   |       |      |         |      |           |        |     |
| Reducer  |      |       |      |         |      |           |        |     |
| Invert 1 |      |       |      |         |      |           |        |     |
| Invert 2 |      |       |      |         |      |           |        |     |
| Invert 3 |      |       |      |         |      |           |        |     |
| Invert 4 |      |       |      |         |      |           |        |     |
| Invert 5 |      |       |      |         |      |           |        |     |
| Invert 6 |      |       |      |         |      |           |        |     |
| Invert 7 |      |       |      |         |      |           |        |     |
| Invert 8 |      |       |      |         |      |           |        |     |



**Default - Interior Dimensions**



Submittal Drawing  
 2/9/2026 9:19:39 AM

SUBMITTAL  
 APPROVED BY: