

Job Name: 25-3555 - Gates Ford New Truck Service Shop
 Job Location: Richmond, KY 40475
 Contractor: Lagco Inc.

Plant: 100
 4/24/2026 10:23:43 AM

Tech: Jared - F
 PC: T. Lewis



Structure ID: CB 3-3

P1 BX2436-08BA42

BOX BASE 8inW, 8inF F/n

- P2) 24" x 36" - CASTING HEIGHT - 6"
- P1) 24" x 36" - BOX BASE 8inW, 8inF F/n - 42"
- 1) CASTING - HOE 525 LV SET (F/G/H)
- 1) 24" x 36" - Conseal CS-102 1.00"
- 2) Hole - 20

0 lb
 5260 lb
 442 lb
 0 lb
 0 lb

 Structure Total: 5702 lb


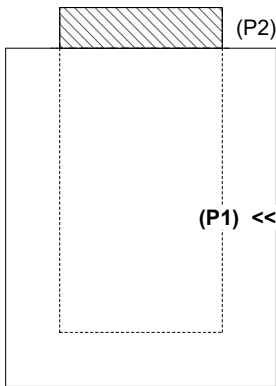
- Structure Notes:
1. PER ASTM C-913 SPECIFICATIONS
 2. CONCRETE: 4,000 PSI AT 28 DAYS
 3. REINFORCEMENT: #5 BAR @ 12" C.C. E.W. (GRADE 60) - 2" MIN. REBAR CLEARANCE (TYP)
 4. NO STORM INVERT
 5. NO STEPS
 6. HOE-525-LV FRAME, L-VANE GRATE, & CURB HOOD SUPPLIED BY ICAST

Rim: 894.09' Rim to Invert: 4.02' Slack: 0.24" Sump: 0" Step Position:

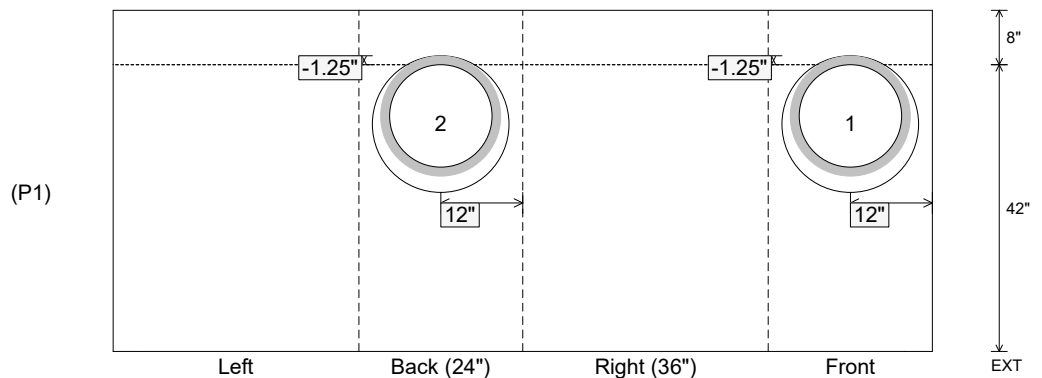
Position	Elev	Angle	Ext. (cw)	Pipe	Pipe OD	Connector	Hole	Horz Size	Up ()	Offset
Invert 1	890.07'	0°	20"	15" HDPE	17.6"	Hole 20	20"	20"	-1.25"	0"
Invert 2	890.07'	180°	20"	15" HDPE	17.6"	Hole 20	20"	20"	-1.25"	0"
Invert 3										
Invert 4										
Invert 5										
Invert 6										
Invert 7										
Invert 8										

RIGHT-SIDE UP VIEW (int. dimensions)

UPSIDE-DOWN VIEW (int. dimensions)



INSIDE WALL DIMENSIONS



Coating (Int):
 Coating (Ext):

Seam Up: Flat
 Seam Dn: n/a

Wall Thickness: 8"
 Floor Height: 8"

Height (Int): 42"
 Height (Ext): 50"

Weight (Net): 5260 lb
 Volume (Net): 1.34cu.yd