

Job Name: 25-3531 - Crescent Hill Filtration Plant Carbon Storage
Job Location: Louisville, KY
Contractor: Dugan & Meyers, LLC

PC: J. Jarvis
 TECH: K. Cardwell
 Plant: Beaver Dam, KY



Structure ID: V-003

Spec: Vaults
 Type: Vault 8inW, 8inF
 Size: 48" x 48"

Rim: 557.04'
 Invert: 552.37'
 Rim to Invert: 4.67'

Sump: 9"
 Floor (Top): 551.62'
 Floor Height: 8"

Floor (Bot): 550.953'
 Overall Height: 6.083'
 Slack: 0.04"

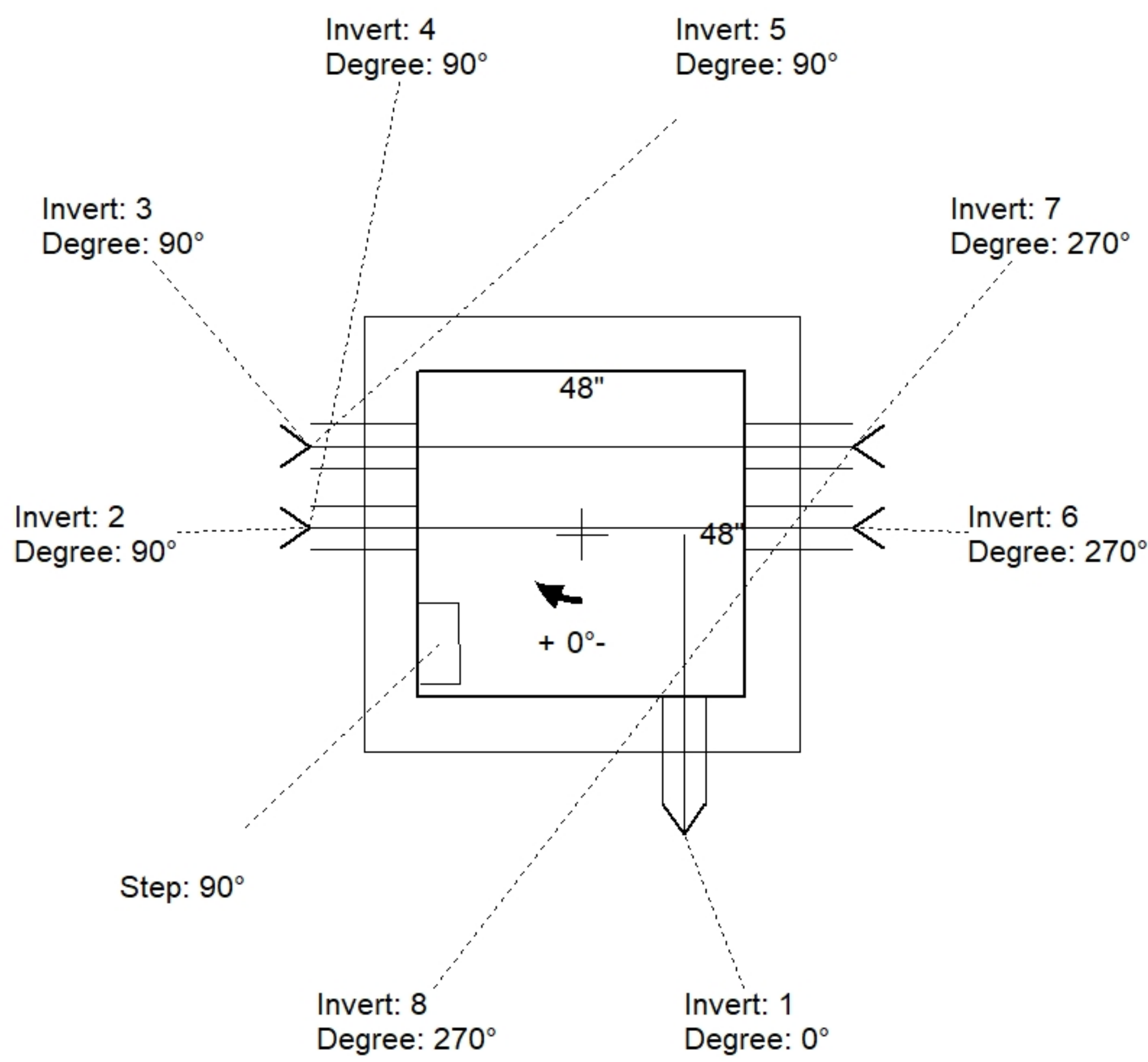
Structure Notes:

- PER ASTM C913 SPECIFICATIONS.
- CONCRETE = 4,000 PSI AT 28 DAYS.
- NO INVERT CHANNEL.

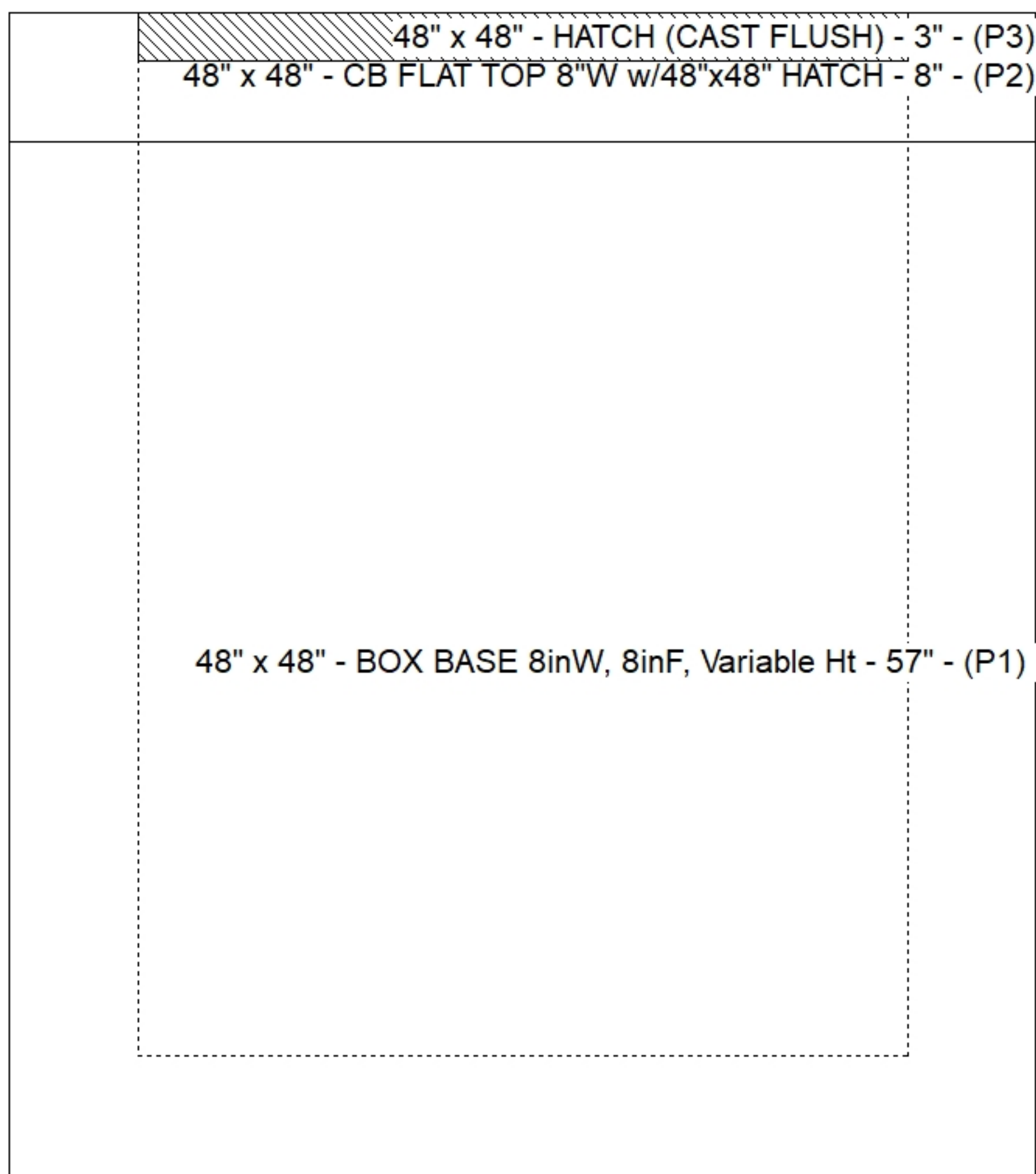
REINFORCING PER ASTM A615 (GRADE 60).
 - TOP SLAB (As .62) #5 BARS AT 6" C.C.E.W.
 - WALLS (As .31) #5 BARS AT 12" C.C.E.W.
 - FLOOR (As .31) #5 BARS AT 12" C.C.E.W.

STRUCTURE SUMMARY:

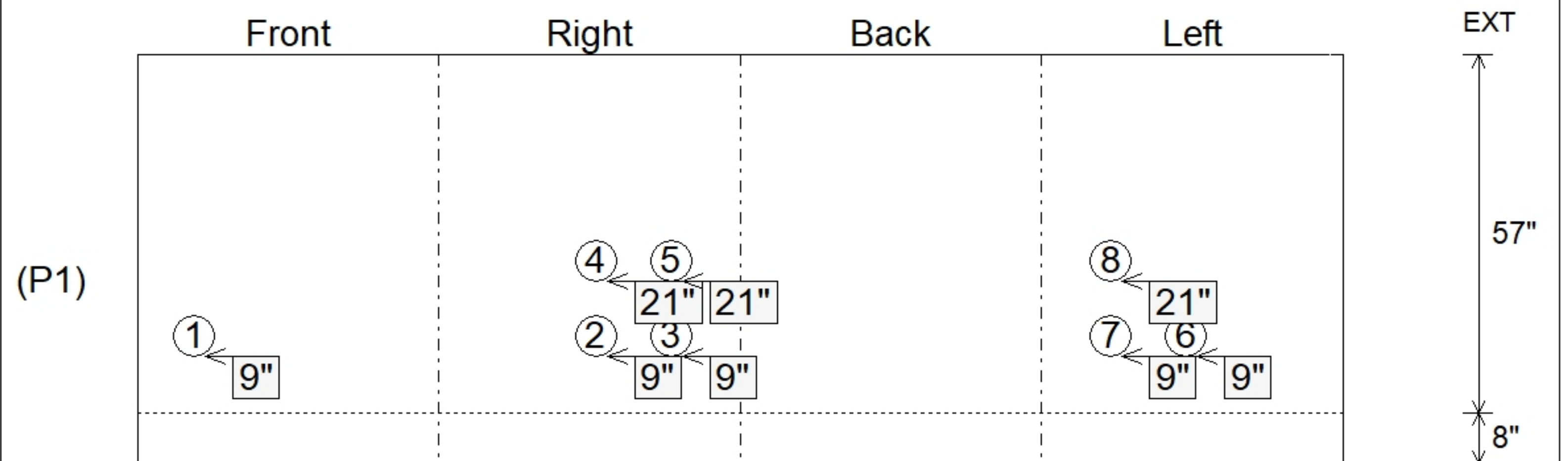
P3) 48" x 48" - HATCH (CAST FLUSH) - 3"	100 lb
P2) 48" x 48" - CB FLAT TOP 8"W w/48"x48" HATCH - 8"	1203 lb
P1) 48" x 48" - BOX BASE 8inW, 8inF, Variable Ht - 57"	11143 lb
1) HATCH (Alum.) - HALLIDAY H2R 48"x48"	235 lb
1) This Structure Includes a Cast-In Item (Hatch)	0 lb
2) 48" x 48" - Conseal CS-102 1.00"	0 lb
8) Hole - 6.5	0 lb
5) MH Step ML-10-TDS-NCR - 10"	0 lb
Structure Total:	12680 lb



Position	Elev	Angle	Pipe	Pipe OD	Hole	Connector	Up ()	Ref
Rim	557.04'							
Reducer								
Invert 1	552.37'	0°	6.5" Hole	6.5"	6.5"	Hole 6.5	9"	P1
Invert 2	552.37'	90°	6.5" Hole	6.5"	6.5"	Hole 6.5	9"	P1
Invert 3	552.37'	90°	6.5" Hole	6.5"	6.5"	Hole 6.5	9"	P1
Invert 4	553.37'	90°	6.5" Hole	6.5"	6.5"	Hole 6.5	21"	P1
Invert 5	553.37'	90°	6.5" Hole	6.5"	6.5"	Hole 6.5	21"	P1
Invert 6	552.37'	270°	6.5" Hole	6.5"	6.5"	Hole 6.5	9"	P1
Invert 7	552.37'	270°	6.5" Hole	6.5"	6.5"	Hole 6.5	9"	P1
Invert 8	553.37'	270°	6.5" Hole	6.5"	6.5"	Hole 6.5	21"	P1



Default - Interior Dimensions



Submittal Drawing
 4/3/2026 8:27:51 AM

SUBMITTAL
 APPROVED BY: