

Job Name: 25-3531 - Crescent Hill Filtration Plant Carbon Storage
 Job Location: Louisville, KY
 Contractor: Dugan & Meyers, LLC

Plant: Beaver Dam, KY
 3/30/2026 9:44:10 AM

Tech: K. Cardwell
 PC: J. Jarvis



Structure ID: V-002

P1 BX4848-08BAVF

BOX BASE 8inW, 8inF, Variable Ht

- P3) 48" x 48" - HATCH (CAST FLUSH) - 3"
- P2) 48" x 48" - CB FLAT TOP 8"W w/48"x48" HATCH - 8"
- P1) 48" x 48" - BOX BASE 8inW, 8inF, Variable Ht - 57"
- 1) HATCH (Alum.) - HALLIDAY H2R 48"x48"
- 1) This Structure Includes a Cast-In Item (Hatch)
- 2) 48" x 48" - Conseal CS-102 1.00"
- 5) Hole - 6.5
- 5) MH Step ML-10-TDS-NCR - 10"

Structure Notes:
 1. PER ASTM C913 SPECIFICATIONS.
 2. CONCRETE = 4,000 PSI AT 28 DAYS.
 3. NO INVERT CHANNEL.

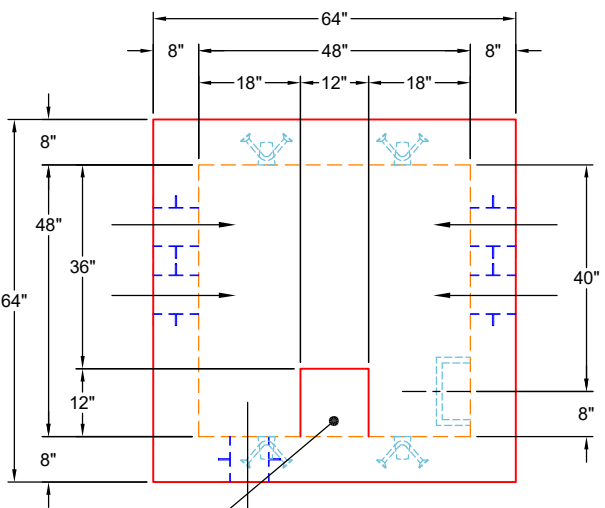
REINFORCING PER ASTM A615 (GRADE 60).
 - TOP SLAB (As .62) #5 BARS AT 6" C.C.E.W.
 - WALLS (As .31) #5 BARS AT 12" C.C.E.W.
 - FLOOR (As .31) #5 BARS AT 12" C.C.E.W.

Structure Total:

100 lb
 1203 lb
 11209 lb
 235 lb
 0 lb
 0 lb
 0 lb
 0 lb

 12747 lb

Rim: 557.04' Rim to Invert: 4.67' Slack: 0.04" Sump: 9" Step Position: 0°

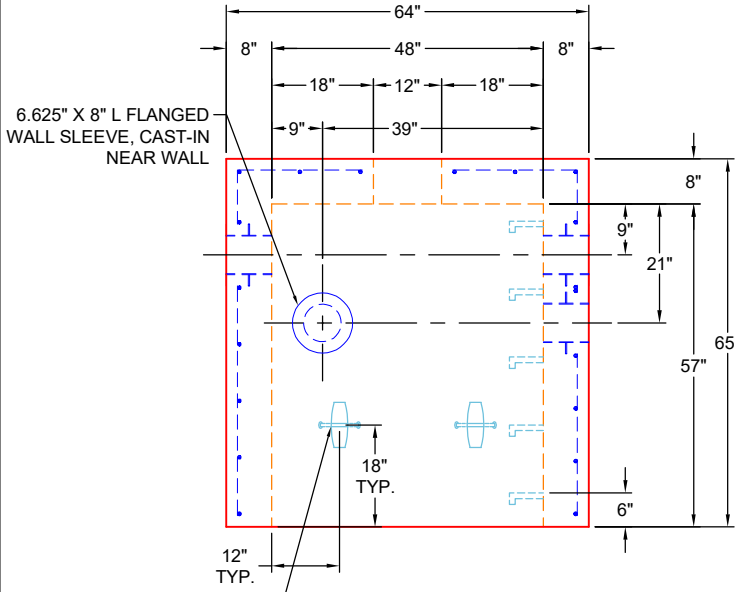


PLAN VIEW

12" X 12" SUMP
 OPENING IN FLOOR

GENERAL NOTES:

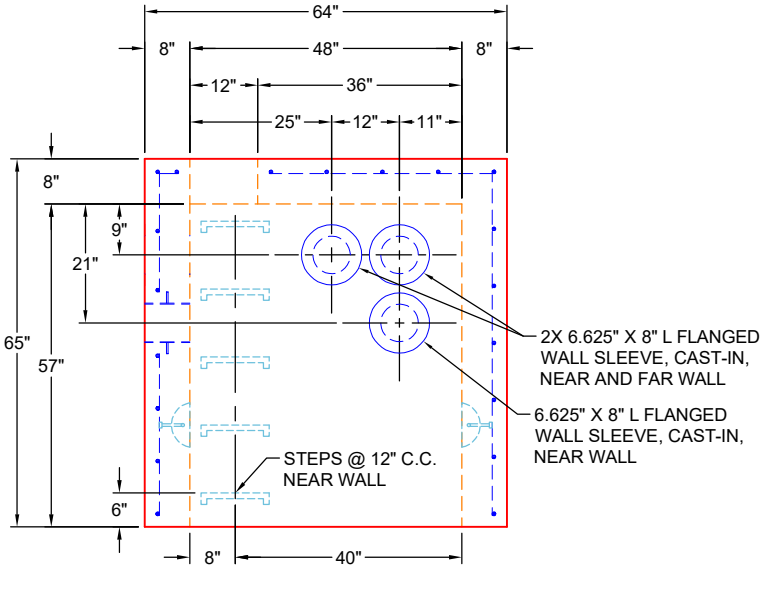
1. MANUFACTURED TO ASTM C-913 (LATEST REVISION) & DESIGNED TO MEET ASTM C857 & ACI 318 REQUIREMENTS.
2. CONCRETE: 5,000 PSI AT 28 DAYS
3. REINFORCEMENT
 - FLOOR/WALLS: #5 BAR @ 12" C.C. E.W. (GRADE 60)
4. JOINT SEALANT: CONSEAL CS-102



FRONT VIEW

6.625" X 8" L FLANGED
 WALL SLEEVE, CAST-IN
 NEAR WALL

4 EA. CONAC 4CA14
 ANCHORS FOR PLANT &
 FIELD HANDLING.



RIGHT VIEW

2X 6.625" X 8" L FLANGED
 WALL SLEEVE, CAST-IN,
 NEAR AND FAR WALL

6.625" X 8" L FLANGED
 WALL SLEEVE, CAST-IN,
 NEAR WALL

STEPS @ 12" C.C.
 NEAR WALL

Coating (Int): Coating (Ext):	Seam Up: Flat Seam Dn: n/a	Wall Thickness: 8" Floor Height: 8"	Height (Int): 57" Height (Ext): 65"	Weight (Net): 11209 lb Volume (Net): 2.86cu.yd
----------------------------------	-------------------------------	--	--	---