

Job Name: 25-3516 Bank Of America Job Location: Hermitage, TN Contractor: Apex Earthworks	Plant: Beaver Dam 10/27/2025 9:04:49 AM	Tech: J. Coppage PC: A. Chambers	
-------------------------------------------------------------------------------------------------	--------------------------------------------	-------------------------------------	------------------------------------------------------------------------------------

Structure ID: CB-2

P1 MH048BA36-KO3P

KO MH 48"Dia X 36" Tall 3 Panel - STOCK

P3) 30" x 30" - CASTING HEIGHT - 6"	0 lb
P2) 48" - MH FLAT TOP w/30"x30" Hole - 12"	1350 lb
P1) 48" - KO MH 48"Dia X 36" Tall 3 Panel - STOCK - 36"	2564 lb
1) CASTING - JBS 4310 F/G	500 lb
1) 48" - Conseal CS-102 1.00"	0 lb
1) 30" x 30" - Conseal CS-102 1.00"	0 lb
Structure Total:	4414 lb

Structure Notes:

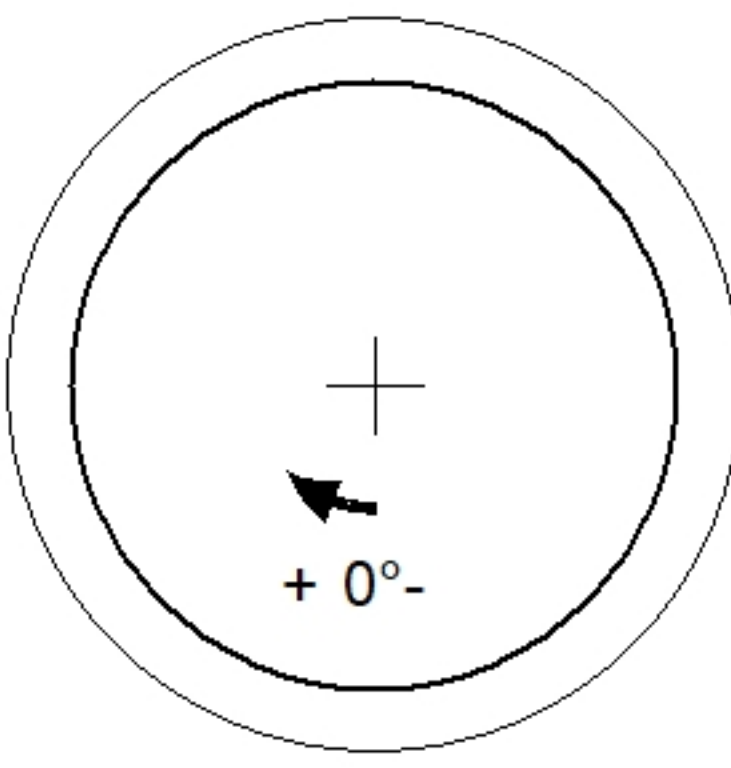
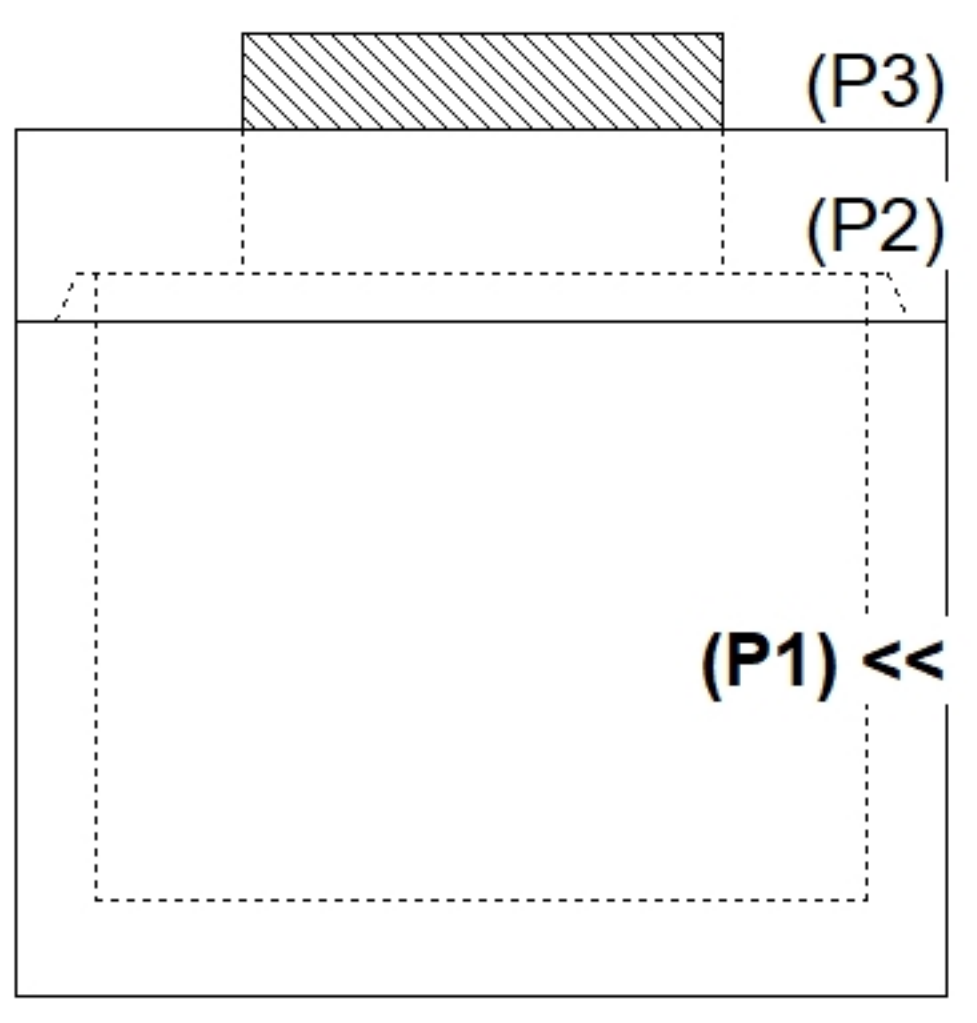
- PER ASTM C913 SPECIFICATIONS.
- CONCRETE = 4,000 PSI AT 28 DAYS.
- NO INVERT CHANNEL.
- REINFORCING PER ASTM A615 (GRADE 60).
 - TOP SLAB (As .62) #5 BARS AT 6" C.C.E.W.
 - WALLS (As .12) #5 BARS AT 12" C.C.E.W.
 - FLOOR (As .12) #5 BARS AT 12" C.C.E.W.

Rim: 0'	Rim to Invert: 0'	Slack: 0"	Sump: 54"	Step Position:
---------	-------------------	-----------	-----------	----------------

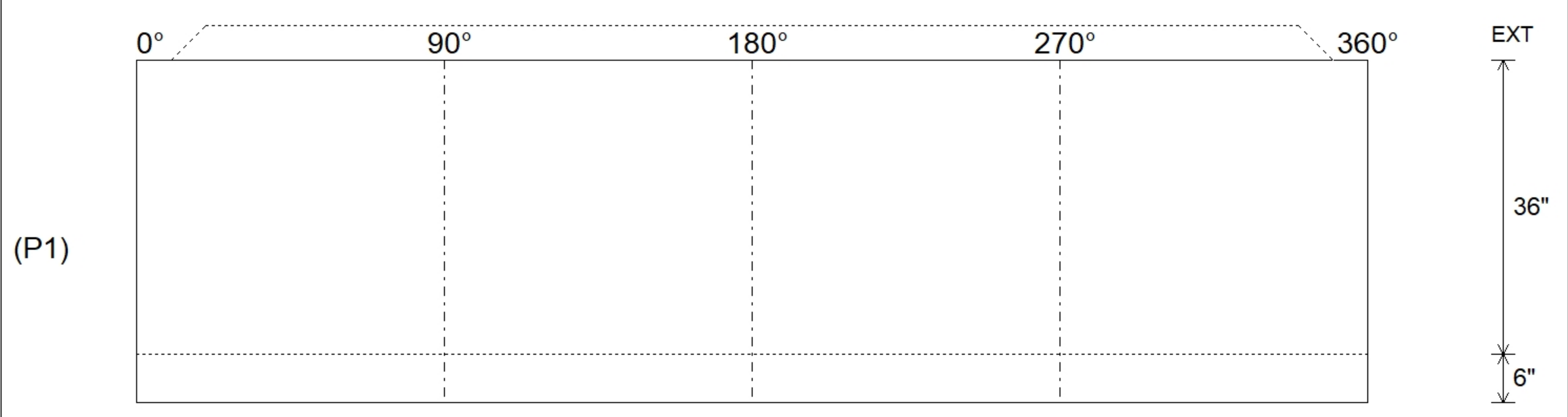
Position	Elev	Angle	Ext. (cw)	Pipe	Pipe OD	Connector	Hole	Horz Size	Up (L)	Offset
Invert 1										
Invert 2										
Invert 3										
Invert 4										
Invert 5										
Invert 6										
Invert 7										
Invert 8										

RIGHT-SIDE UP VIEW (int. dimensions)

UPSIDE-DOWN VIEW (int. dimensions)



INSIDE WALL DIMENSIONS



Coating (Int):	Seam Up: Tongue	Wall Thickness: 5"	Height (Int): 36"	Weight (Net): 2564 lb
Coating (Ext):	Seam Dn: n/a	Floor Height: 6"	Height (Ext): 42"	Volume (Net): 0.66cu.yd