

Job Name: 25-3505 KYTC Multi Co Call 200 (251117)	Plant: 100	Tech: J. Coppage - A	
Job Location: Contractor: Jim Smith Contracting Co, LLC	3/25/2026 8:52:30 AM	PC: Jay Ross Jarvis	

**Structure ID: 1644 00**

**P1 BX2424-08BAVF**

**BOX BASE 8inW, 8inF, Variable Ht**

- P3) 24" - CASTING HEIGHT - 8"
- P2) 24" x 24" - BX FLAT LID 8inW w/CC 24" HOLE - 8"
- P1) 24" x 24" - BOX BASE 8inW, 8inF, Variable Ht - 35"
- 1) CASTING - HOE KY-510 F/C (KY TY.2)
- 1) 24" x 24" - Conseal CS-102 1.00"
- 2) Hole - 24"

0 lb  
770 lb  
3626 lb  
510 lb  
0 lb  
0 lb  
-----  
Structure Total: 4906 lb

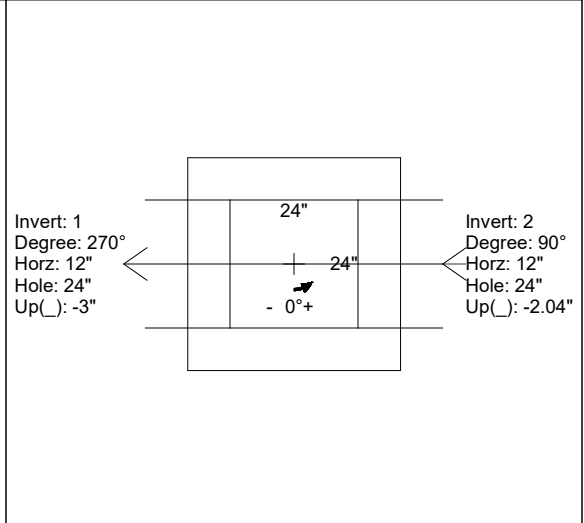
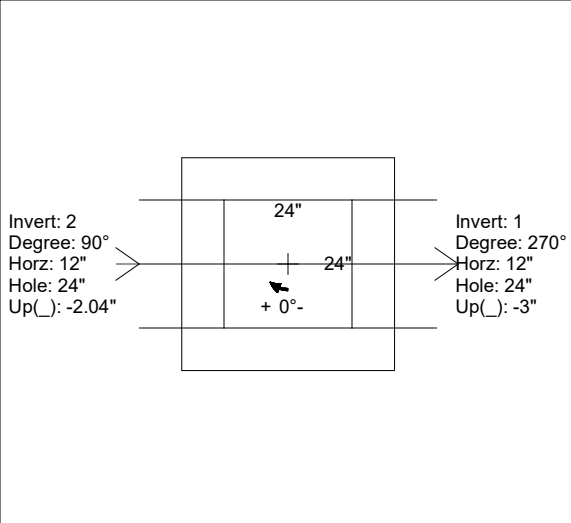
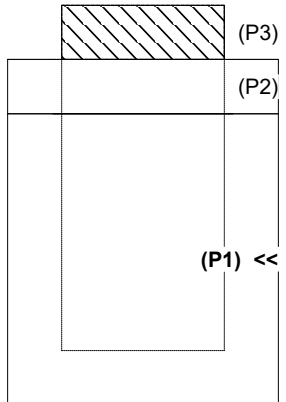
- Structure Notes:**  
**\*\*\*KYTC STATE PROJECT\*\***  
 1. HOE KY-510 F/C (KY TY.2) PROVIDED BY ICAST.  
 2. KYTC JUNCTION BOX B1 / PER ASTM C913 SPEC'S.  
 3. CONCRETE = 4,000 PSI AT 28 DAYS.  
 4. TOP SLAB w 24" HOLE FOR KYTC TYPE 2 F/C.  
 5. REINFORCING PER ASTM A615 (GRADE 60).  
 - TOP SLAB (As. 62) #5 BARS AT 6" C.C.E.W.  
 - WALLS (As .31) #5 BARS AT 12" C.C.E.W.  
 - FLOOR (As .31) #5 BARS AT 12" C.C.E.W.

Rim: 389.92' Rim to Invert: 4.32' Slack: 0.84" Sump: 0" Step Position:

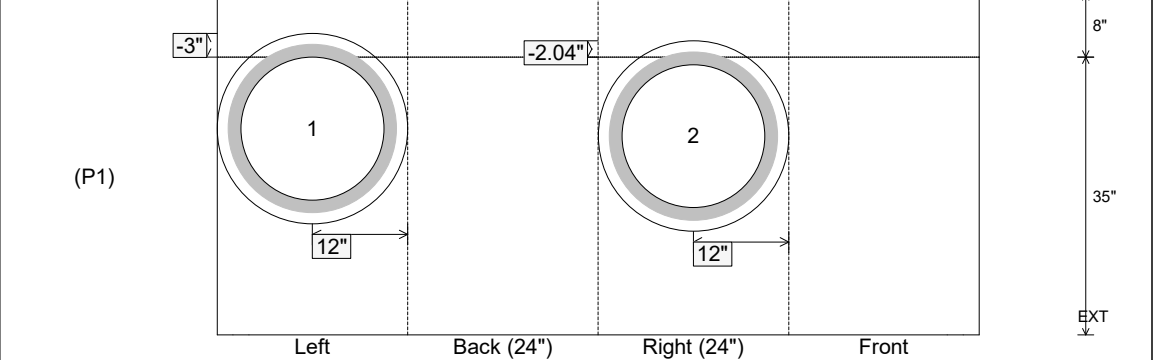
Position	Elev	Angle	Ext. (cw)	Pipe	Pipe OD	Connector	Hole	Horz Size	Up ( )	Offset
Invert 1	385.6'	270°	20"	18" HDPE	21.2"	Hole 24	24"	24"	-3"	0"
Invert 2	385.68'	90°	20"	18" HDPE	21.2"	Hole 24	24"	24"	-2.04"	0"
Invert 3										
Invert 4										
Invert 5										
Invert 6										
Invert 7										
Invert 8										

RIGHT-SIDE UP VIEW (int. dimensions)

UPSIDE-DOWN VIEW (int. dimensions)



INSIDE WALL DIMENSIONS



Coating (Int): Coating (Ext):	Seam Up: Flat Seam Dn: n/a	Wall Thickness: 8" Floor Height: 8"	Height (Int): 35" Height (Ext): 43"	Weight (Net): 3626 lb Volume (Net): 0.93cu.yd
----------------------------------	-------------------------------	--	--	--