

Job Name: 25-3480 - Noel Ave Sewer Improvements Ph 3
Job Location: Madisonville, KY 42431
Contractor: Luttrell & Sons, LLC

PC: Andy Chambers
 TECH: J. Horsley - A
 Plant: 100



Structure ID: **MH 42**
 Spec: Sanitary
 Type: SAN.MH w/Xypex
 Size: 48"

Rim: 456.59'
 Invert: 449.27'
 Rim to Invert: 7.32'

Sump: 3"
 Floor (Top): 449.02'
 Floor Height: 6"

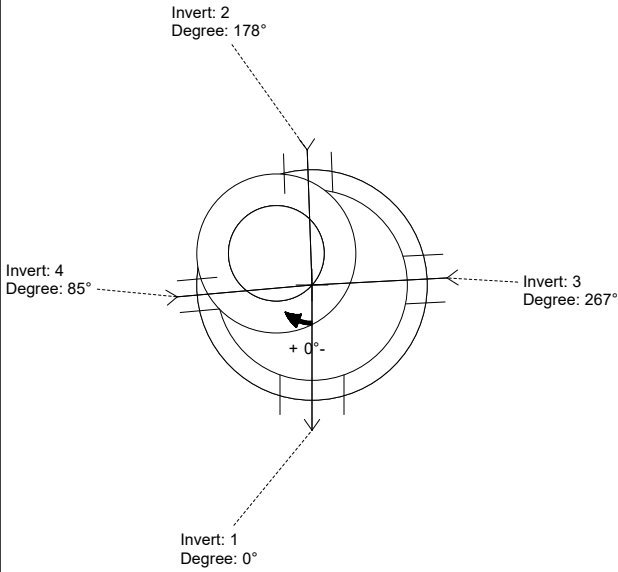
Floor (Bot): 448.52'
 Overall Height: 7.917'
 Slack: 1.84"

Structure Notes:

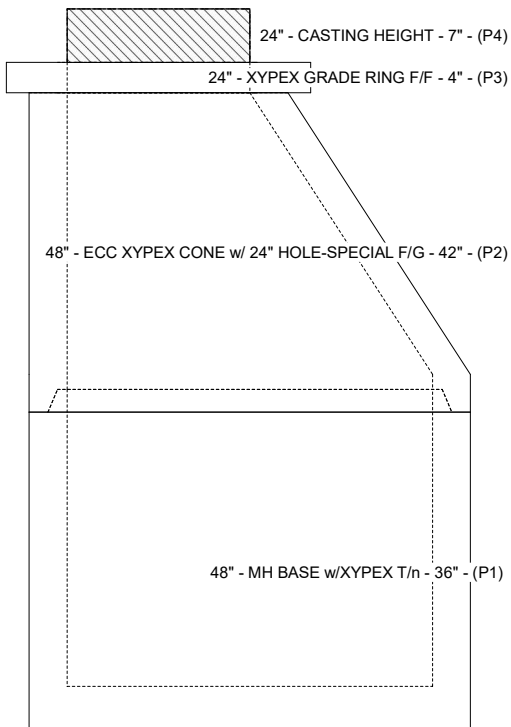
- STATION: 7+47.82 LN S-1
- 1. PER ASTM C-478 SPECIFICATIONS
- 2. CONCRETE: 4,500 PSI AT 28 DAYS
- 3. REINFORCEMENT: PER ASTM A615
- 4. INVERT CHANNEL REQUIRED
- 5. XYPEX C-1000 ADMIXTURE REQUIRED
- 6. NO STEPS
- 7. HOE MC-375 FRAME & SELF-SEAL COVER "SANITARY" SUPPLIED BY ICAST

STRUCTURE SUMMARY:

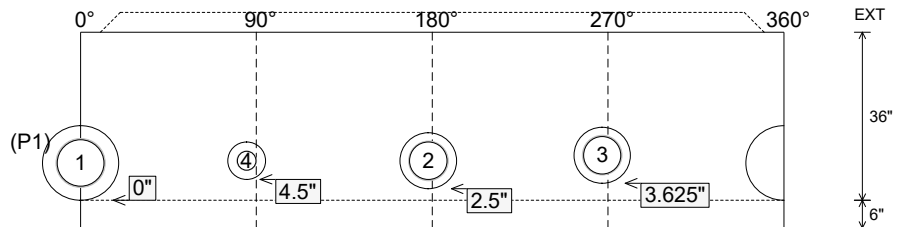
- P4) 24" - CASTING HEIGHT - 7" 0 lb
 - P3) 24" - XYPEX GRADE RING F/F - 4" 270 lb
 - P2) 48" - ECC XYPEX CONE w/ 24" HOLE-SPECIAL F/G - 42" 3116 lb
 - P1) 48" - MH BASE w/XYPEX T/n - 36" 3642 lb
 - 1) JOINT WRAP PRIMER - CONSEAL CS-75 (1 gal.) 0 lb
 - 1) JOINT WRAP - 0.065"x12"x50' CONSEAL CS212 0 lb
 - 1) 48" - MH INVERT CHANNEL w/XYPEX - FULL HEIGHT 1440 lb
 - 1) ADMIXTURE XYPEX C-1000 RED 0 lb
 - 1) CASTING - HOE MC-375-SS F/C Sanitary 271 lb
 - 1) 48" - Conseal CS-102 1.00" (Double) 0 lb
 - 1) PSX - 16Y NYLO 8 lb
 - 2) PSX - 12-08 NYLO 16 lb
 - 1) PSX - 8QRS-S NYLO 6 lb
- Structure Total: 8770 lb



Position	Elev	Angle	Pipe	Pipe OD	Hole	Connector	Up (L)	Ref
Rim	456.59'							
Reducer								
Invert 1	449.27'	0°	10" PVC SDR26	10.5"	16"	PSX 16Y NYLO	0"	P1
Invert 2	449.39'	178°	8" PVC SDR26	8.5"	12"	PSX 12-08 NYLO	2.5"	P1
Invert 3	449.49'	267°	8" PVC SDR26	8.5"	12"	PSX 12-08 NYLO	3.625"	P1
Invert 4	449.56'	85°	4" PVC SDR26	4.25"	8"	PSX 8QRS-S NYLO	4.5"	P1
Invert 5								
Invert 6								
Invert 7								
Invert 8								



Cast (Int. Dim.) - Interior Dimensions



Submittal Drawing
 3/6/2026 5:54:00 AM

SUBMITTAL
 APPROVED BY: