

Job Name: 25-3480 - Noel Ave Sewer Improvements Ph 3
Job Location: Madisonville, KY 42431
Contractor: Luttrell & Sons, LLC

PC: Andy Chambers
 TECH: J. Horsley - A
 Plant: 100



Structure ID: **B4**
 Spec: Sanitary
 Type: SAN.MH w/Xypex
 Size: 48"

Rim: 456'
 Invert: 448.38'
 Rim to Invert: 7.62'

Sump: 3"
 Floor (Top): 448.13'
 Floor Height: 6"

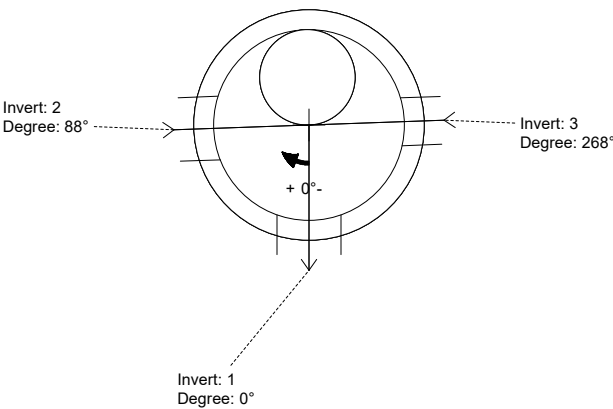
Floor (Bot): 447.63'
 Overall Height: 8.25'
 Slack: 1.44"

Structure Notes:

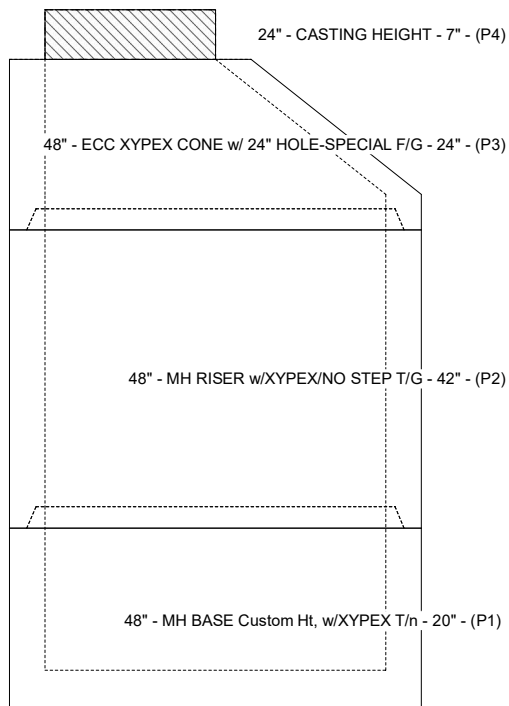
- STATION: 5+52.70 LN S-1
- 1. PER ASTM C-478 SPECIFICATIONS
- 2. CONCRETE: 4,500 PSI AT 28 DAYS
- 3. REINFORCEMENT: PER ASTM A615
- 4. INVERT CHANNEL REQUIRED
- 5. XYPEX C-1000 ADMIXTURE REQUIRED
- 6. NO STEPS
- 7. HOE MC-375 FRAME & SELF-SEAL COVER "SANITARY" SUPPLIED BY ICAST

STRUCTURE SUMMARY:

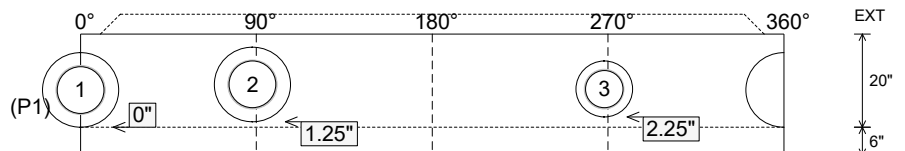
- P4) 24" - CASTING HEIGHT - 7" 0 lb
 - P3) 48" - ECC XYPEX CONE w/ 24" HOLE-SPECIAL F/G - 24" 1740 lb
 - P2) 48" - MH RISER w/XYPEX/NO STEP T/G - 42" 2934 lb
 - P1) 48" - MH BASE Custom Ht, w/XYPEX T/n - 20" 2508 lb
 - 1) JOINT WRAP PRIMER - CONSEAL CS-75 (1 gal.) 0 lb
 - 1) JOINT WRAP - 0.065"x12"x50' CONSEAL CS212 0 lb
 - 1) 48" - MH INVERT CHANNEL w/XYPEX - FULL HEIGHT 1440 lb
 - 1) ADMIXTURE XYPEX C-1000 RED 0 lb
 - 1) CASTING - HOE MC-375-SS F/C Sanitary 271 lb
 - 2) 48" - Conseal CS-102 1.00" (Double) 0 lb
 - 2) PSX - 16Y NYLO 16 lb
 - 1) PSX - 12-08 NYLO 8 lb
- Structure Total: 8917 lb**



Position	Elev	Angle	Pipe	Pipe OD	Hole	Connector	Up (L)	Ref
Rim	456'							
Reducer								
Invert 1	448.38'	0°	10" PVC SDR35	10.5"	16"	PSX 16Y NYLO	0"	P1
Invert 2	448.48'	88°	10" PVC SDR35	10.5"	16"	PSX 16Y NYLO	1.25"	P1
Invert 3	448.48'	268°	8" PVC SDR26	8.5"	12"	PSX 12-08 NYLO	2.25"	P1
Invert 4								
Invert 5								
Invert 6								
Invert 7								
Invert 8								



Cast (Int. Dim.) - Interior Dimensions



Submittal Drawing
 3/6/2026 6:13:20 AM

SUBMITTAL
 APPROVED BY: