

Job Name: 25-3480 - Noel Ave Sewer Improvements Ph 3
Job Location: Madisonville, KY 42431
Contractor: Luttrell & Sons, LLC

PC: Andy Chambers
 TECH: J. Horsley - A
 Plant: 100



Structure ID: **B3.1**
 Spec: Sanitary
 Type: SAN.MH w/Xypex
 Size: 48"

Rim: 455'
 Invert: 451.61'
 Rim to Invert: 3.39'

Sump: 3"
 Floor (Top): 451.36'
 Floor Height: 6"

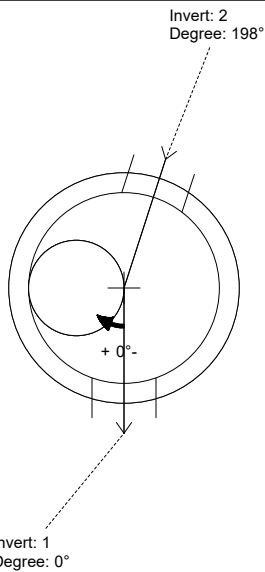
Floor (Bot): 450.86'
 Overall Height: 4'
 Slack: 1.68"

Structure Notes:

- STATION: 0+57.73 LN S-2
- 1. PER ASTM C-478 SPECIFICATIONS
- 2. CONCRETE: 4,500 PSI AT 28 DAYS
- 3. REINFORCEMENT:
 - FLAT LID: #4 BAR @ 10" C.C. E.W. (GRADE 60)
 - BASE: PER ASTM A615
- 4. INVERT CHANNEL REQUIRED
- 5. XYPEX C-1000 ADMIXTURE REQUIRED
- 6. NO STEPS
- 7. HOE MC-375 FRAME & SELF-SEAL COVER "SANITARY" SUPPLIED BY ICAST

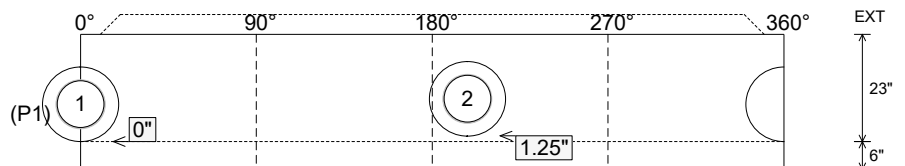
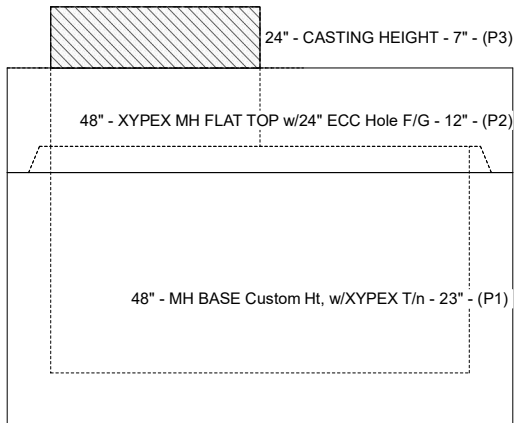
STRUCTURE SUMMARY:

- P3) 24" - CASTING HEIGHT - 7" 0 lb
- P2) 48" - XYPEX MH FLAT TOP w/24" ECC Hole F/G - 12" 2205 lb
- P1) 48" - MH BASE Custom Ht, w/XYPEX T/n - 23" 2765 lb
- 1) JOINT WRAP PRIMER - CONSEAL CS-75 (1 gal.) 0 lb
- 1) JOINT WRAP - 0.065"x12"x50' CONSEAL CS212 0 lb
- 1) 48" - MH INVERT CHANNEL w/XYPEX - FULL HEIGHT 1440 lb
- 1) ADMIXTURE XYPEX C-1000 RED 0 lb
- 1) CASTING - HOE MC-375-SS F/C Sanitary 271 lb
- 1) 48" - Conseal CS-102 1.00" (Double) 0 lb
- 2) PSX - 16Y NYLO 16 lb
- Structure Total: 6697 lb**



Position	Elev	Angle	Pipe	Pipe OD	Hole	Connector	Up (L)	Ref
Rim	455'							
Reducer								
Invert 1	451.61'	0°	10" PVC SDR35	10.5"	16"	PSX 16Y NYLO	0"	P1
Invert 2	451.71'	198°	10" PVC SDR26	10.5"	16"	PSX 16Y NYLO	1.25"	P1
Invert 3								
Invert 4								
Invert 5								
Invert 6								
Invert 7								
Invert 8								

Cast (Int. Dim.) - Interior Dimensions



Submittal Drawing
 3/6/2026 5:53:58 AM

SUBMITTAL
 APPROVED BY: