

Job Name: 25-3479 - Phase 24 Wastewater System Improvements
Job Location: Columbia, KY
Contractor: Cumberland Pipeline LLC

PC: E. Bradley
 TECH: J. Coppage - F
 Plant: 100



Structure ID: B-1

Spec: Sanitary
 Type: SAN.MH w/ConBlock-CDA Red
 Size: 48"

Rim: 717.21'
 Invert: 712.21'
 Rim to Invert: 5'

Sump: 2"
 Floor (Top): 712.043'
 Floor Height: 8"

Floor (Bot): 711.377'
 Overall Height: 5.75'
 Slack: 1"

Structure Notes:

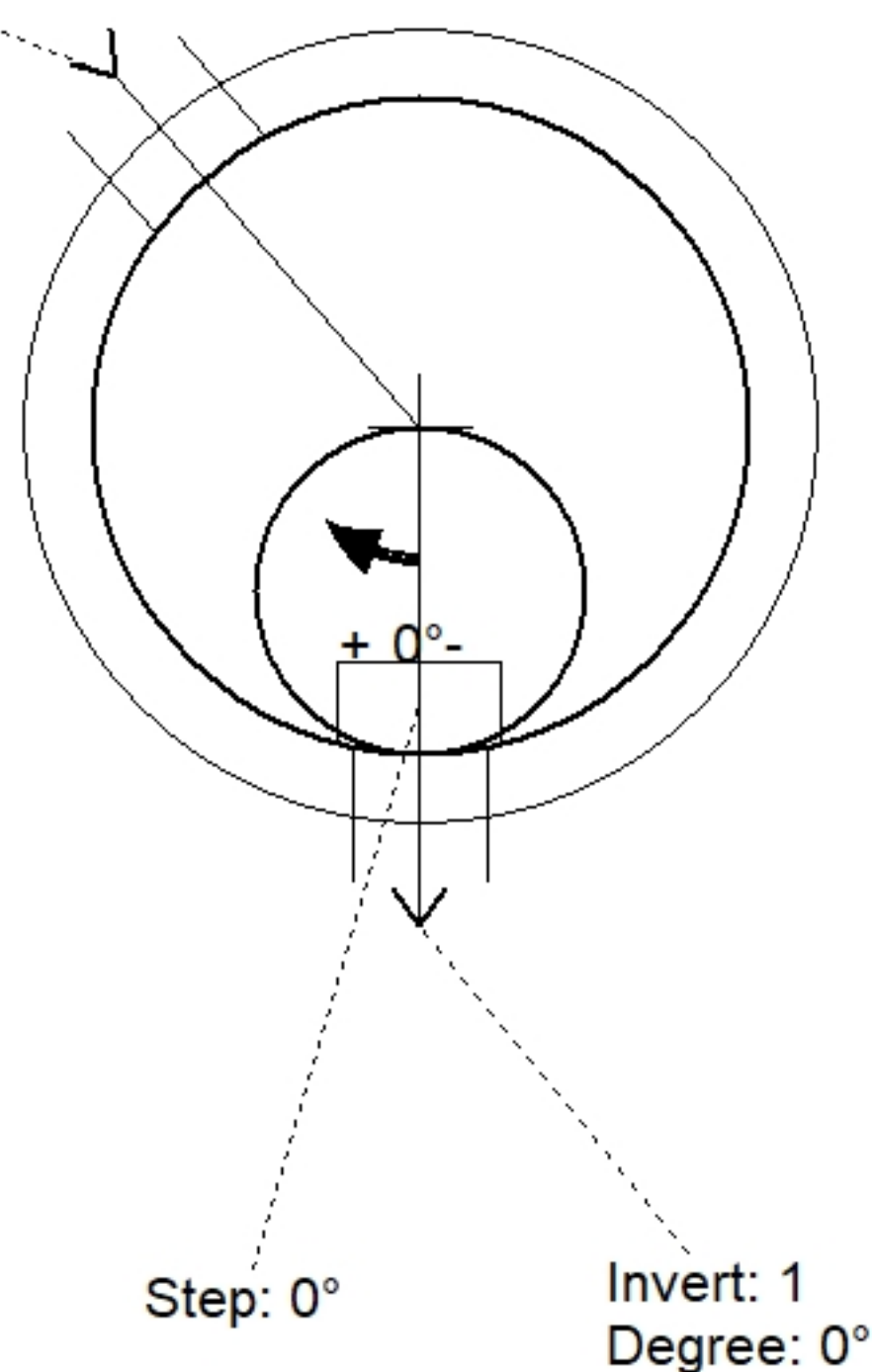
1. PER ASTM C478 SPECIFICATIONS.
2. CONCRETE = 4,000 PSI AT 28 DAYS.
3. ADMIXTURE = CONBLOCK CDA RED
4. CASTING BY ICAST (HOE MC-375 F/C SANITARY)
5. 8.5" EXTERNAL CHIMNEY SEAL BY ICAST.

REINFORCING PER ASTM A615 (GRADE 60).
 - TOP SLAB = H20 LOADING..
 - RISER/WALLS (As .12)
 - FLOOR (As .31) #5 BARS AT 12" C.C.E.W.

STRUCTURE SUMMARY:

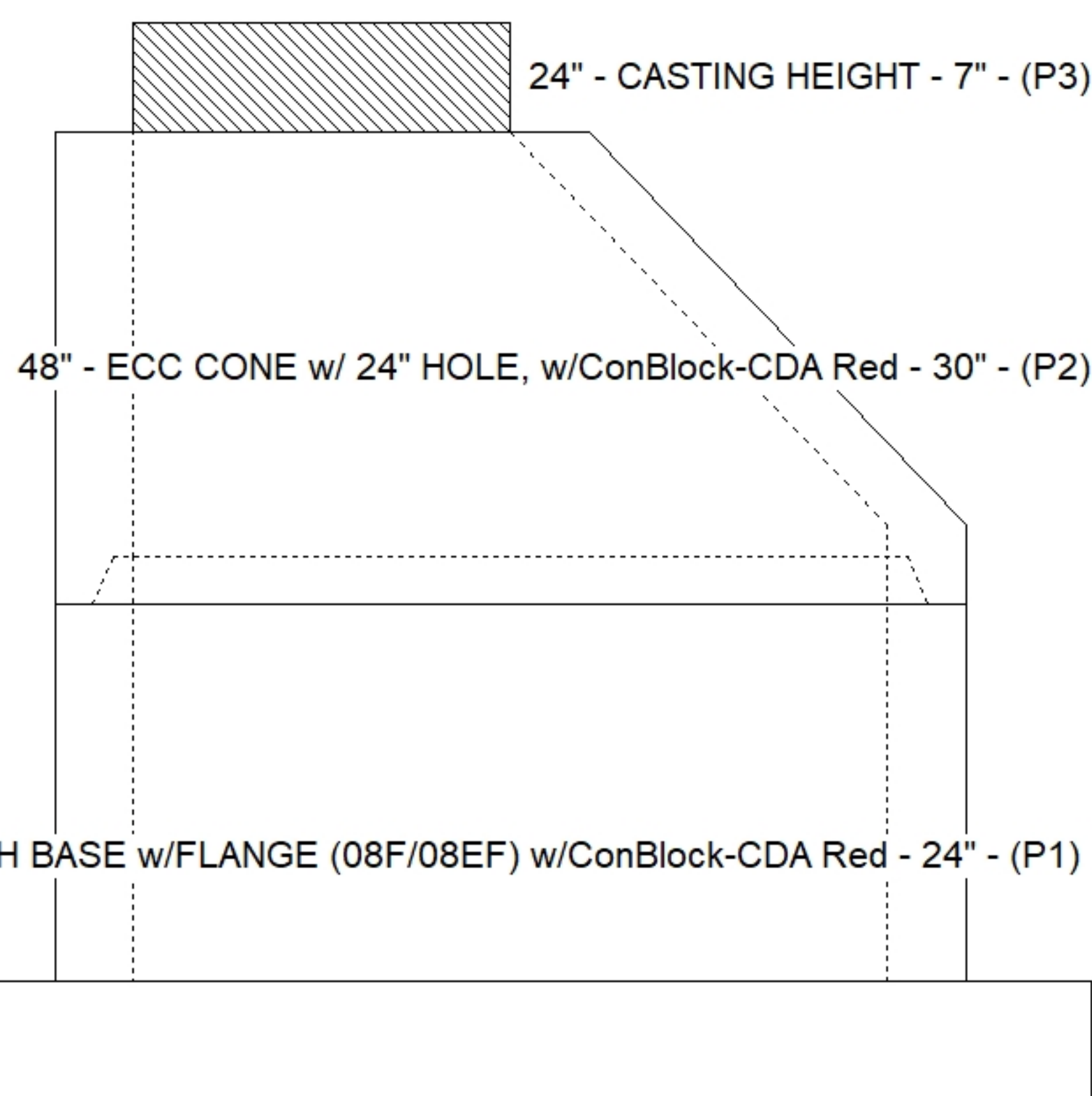
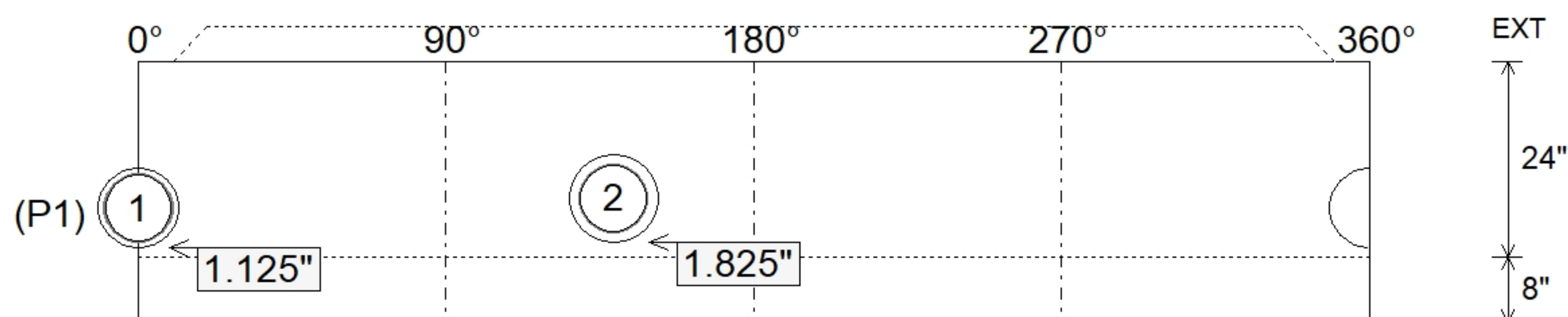
P3) 24" - CASTING HEIGHT - 7"	0 lb
P2) 48" - ECC CONE w/ 24" HOLE, w/ConBlock-CDA Red - 30"	1961 lb
P1) 48" - MH BASE w/FLANGE (08F/08EF) w/ConBlock-CDA Red - 24"	4494 lb
1) ADMIXTURE CONBLOCK CDA RED	0 lb
1) 48" - MH INVERT CHANNEL w/ConBlock-CDA Red - FULL HEIGHT	1440 lb
1) JOINT WRAP - 0.065"x6"x50' CONSEAL CS212	0 lb
1) JOINT WRAP PRIMER - CONSEAL CS-75 (1 gal.)	0 lb
1) CASTING - HOE MC-375 F/C Sanitary	271 lb
1) 48" - Conseal CS-102 1.00" (Double)	0 lb
1) A-Lok - 0285	1 lb
1) Quik-Lok - QL-08-C	1 lb
5) MH Step ML-10-TDS-NCR - 10"	0 lb
Structure Total:	8168 lb

Invert: 2
 Degree: 139°



Position	Elev	Angle	Pipe	Pipe OD	Hole	Connector	Up (")	Ref
Rim	717.21'							
Reducer								
Invert 1	712.21'	0°	8" PVC SDR35	8.5"	9.75"	A-Lok 0285	1.125"	P1
Invert 2	712.31'	139°	8" PVC SDR35	8.5"	10.75"	Quik-Lok QL-08-C	1.825"	P1
Invert 3								
Invert 4								
Invert 5								
Invert 6								
Invert 7								
Invert 8								

Default - Interior Dimensions



Submittal Drawing
 3/31/2026 10:28:33 AM

SUBMITTAL
 APPROVED BY: