

Job Name: 25-3469 - Tennessee Quick Cash  
 Job Location: Lebanon, TN 37087  
 Contractor: Covenant Constructors, LLC

Plant: Beaver Dam, KY  
 12/5/2025 10:13:53 AM

Tech: K. Cardwell  
 PC: A. Chambers



**Structure ID: 3-53469**

**P1 BX2424-08BAVF**

**BOX BASE 8inW, 8inF, Variable Ht F/n**

- P3) CASTING (Cast In) - 0
- P2) 24" x 24" - CB FLAT TOP 8"W w/24" F/G F/F - 8"
- P1) 24" x 24" - BOX BASE 8inW, 8inF, Variable Ht F/n - 46"
- 1) 24" x 24" - Conseal CS-102 1.00"
- 1) Hole - 18
- 1) Hole - 8

0 lb  
 945 lb  
 4820 lb  
 0 lb  
 0 lb  
 0 lb  
 -----  
 0 lb  
 Structure Total: 5765 lb


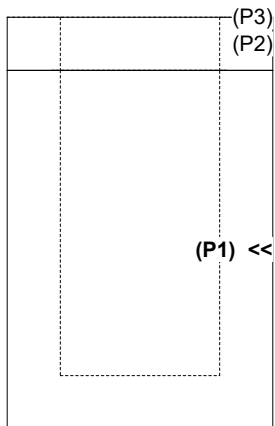
- Structure Notes:
1. PER ASTM C-913 SPECS
  2. CONCRETE: 4,500 PSI AT 28 DAYS
  3. REINFORCEMENT: #5 BAR @ 12" C.C. E.W. (GRADE 60) - 2" MIN. REBAR CLEARANCE (TYP)
  4. KY-215 FRAME & BEEHIVE GRATE SUPPLIED BY ICAST - FRAME TO BE CAST INTO FLAT LID

Rim: 532' Rim to Invert: 4.5' Slack: 0" Sump: 0" Step Position:

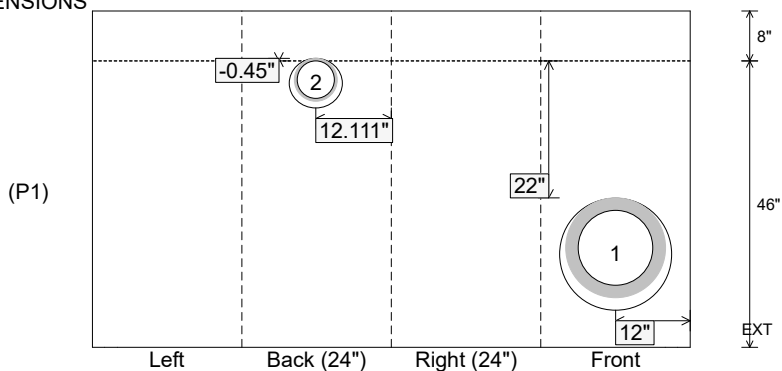
Position	Elev	Angle	Ext. (cw)	Pipe	Pipe OD	Connector	Hole	Horz Size	Up ( )	Offset
Invert 1	529.5'	0°	20"	12" RCP B WALL	16"	Hole 18	18"	18"	22"	0"
Invert 2	527.5'	200°	23.023"	6" HDPE (perf pipe)	6.9"	Hole 8	8"	8.513"	-0.45"	-4"
Invert 3										
Invert 4										
Invert 5										
Invert 6										
Invert 7										
Invert 8										

RIGHT-SIDE UP VIEW (int. dimensions)

UPSIDE-DOWN VIEW (int. dimenions)



INSIDE WALL DIMENSIONS



Coating (Int):  
 Coating (Ext):

Seam Up: Flat  
 Seam Dn: n/a

Wall Thickness: 8"  
 Floor Height: 8"

Height (Int): 46"  
 Height (Ext): 54"

Weight (Net): 4820 lb  
 Volume (Net): 1.23cu.yd