

Job Name: 25-3459 Raceland MOB
Job Location: Raceland, KY
Contractor: Allard Excavation, LLC.

PC: Erica Bradley
 TECH: J. Horsley-A
 Plant: 100



Structure ID: 310
 Spec: KYTC
 Type: CBI TYPE F
 Size: 24" x 24"

Rim: 582.25'
 Invert: 579.46'
 Rim to Invert: 2.79'

Sump: 0"
 Floor (Top): 579.46'
 Floor Height: 8"

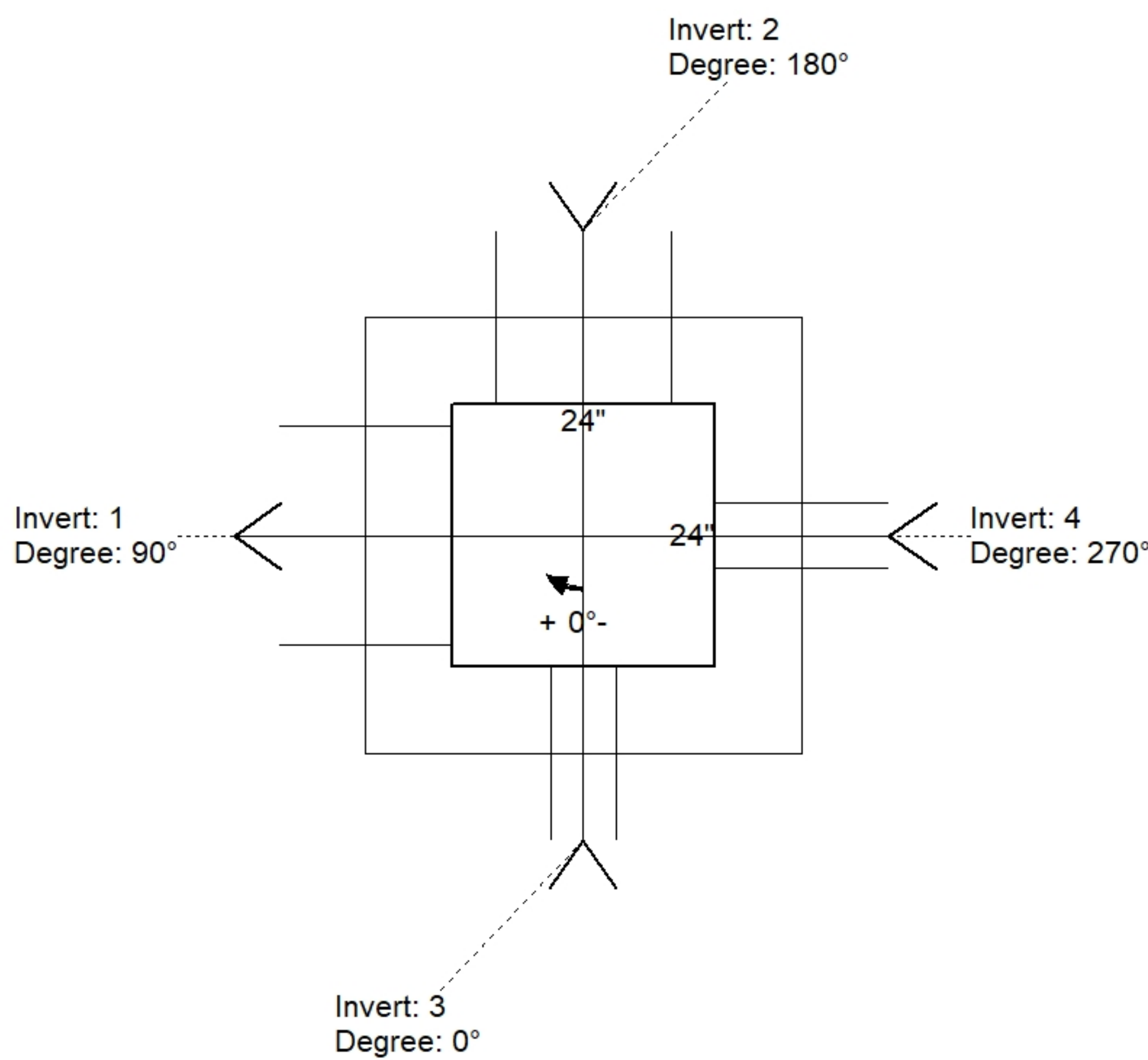
Floor (Bot): 578.793'
 Overall Height: 3.417'
 Slack: 0.48"

Structure Notes:

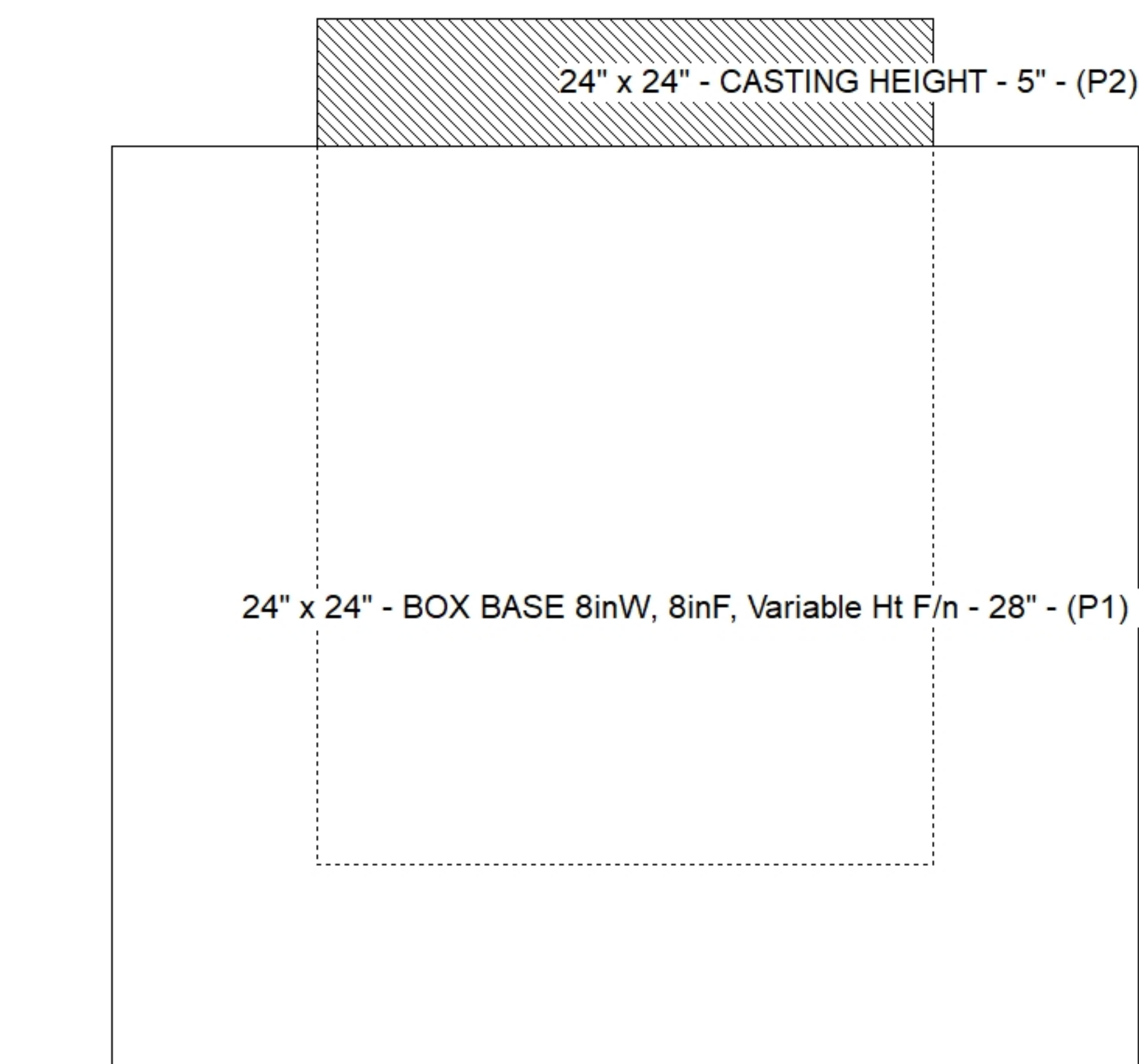
- **KYTC STATE PROJECT****
- HOE KY-465 SET (CBI TY F) PROVIDED BY ICAST
 - KYTC CBI TYPE F / ASTM C913 SPECIFICATIONS.
 - CONCRETE = 4,000 PSI AT 28 DAYS.
 - NO INVERT CHANNEL.
 - NO STEPS.
- REINFORCING PER ASTM A615 (GRADE 60).
 - WALLS (As .31) #5 BARS AT 12" C.C.E.W.
 - FLOOR (As .31) #5 BARS AT 12" C.C.E.W.

STRUCTURE SUMMARY:

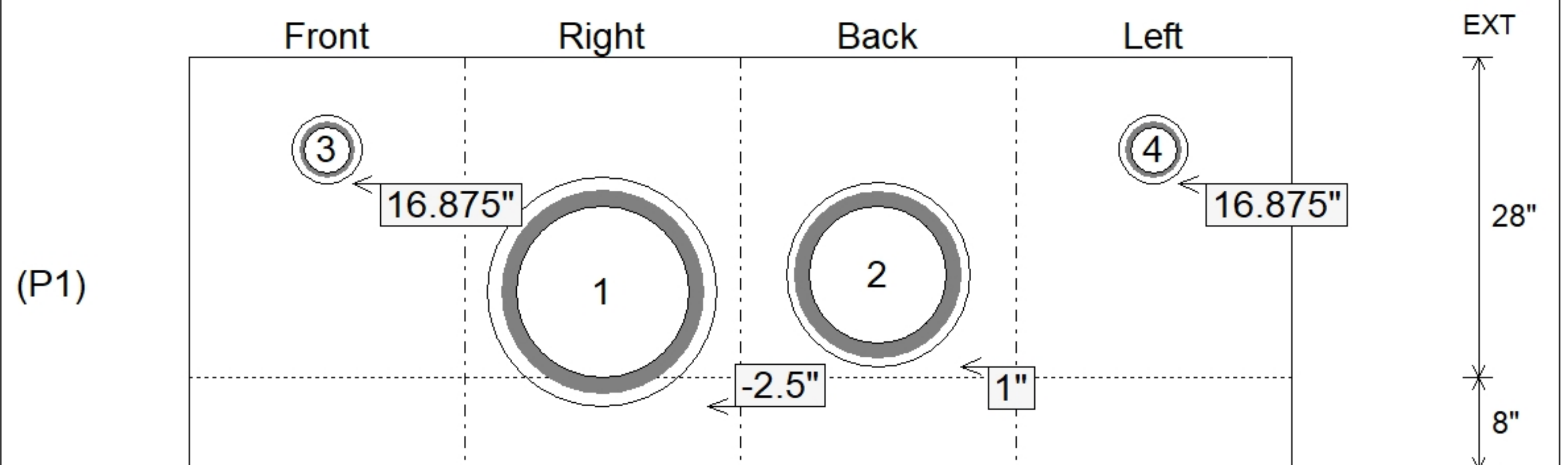
P2) 24" x 24" - CASTING HEIGHT - 5"	0 lb
P1) 24" x 24" - BOX BASE 8inW, 8inF, Variable Ht F/n - 28"	3096 lb
1) CASTING - HOE KY-465 SET (CBI TY F)	465 lb
1) 24" x 24" - Conseal CS-102 1.00"	0 lb
1) Hole - 20	0 lb
1) Hole - 16	0 lb
2) Hole - 6	0 lb
Structure Total:	3561 lb



Position	Elev	Angle	Pipe	Pipe OD	Hole	Connector	Up (")	Ref
Rim	582.25'							
Reducer								
Invert 1	579.46'	90°	15" HDPE	17.6"	20"	Hole 20	-2.5"	P1
Invert 2	579.71'	180°	12" HDPE	14.5"	16"	Hole 16	1"	P1
Invert 3	580.95'	0°	4" HDPE	4.8"	6"	Hole 6	16.875"	P1
Invert 4	580.95'	270°	4" HDPE	4.8"	6"	Hole 6	16.875"	P1
Invert 5								
Invert 6								
Invert 7								
Invert 8								



Cast (Int. Dim.) - Interior Dimensions



Submittal Drawing
 11/25/2025 3:42:37 PM

SUBMITTAL
 APPROVED BY: