

Job Name: 25-3442 - Take 5
 Job Location: Newburgh, IN 47630
 Contractor: Stemaly Excavating Inc.

Plant: Beaver Dam, KY
 2/22/2026 3:47:49 PM

Tech: J. Horsley - A
 PC: Trevor Lewis



Structure ID: MH 7

P1 MH048DHVF

MH DH RISER Custom Ht T/F

- P3) 24" - CASTING HEIGHT - 7"
- P2) 48" - MH FLAT TOP w/ 24" ECC Hole F/G - 12"
- P1) 48" - MH DH RISER Custom Ht T/F - 44"
- 1) CASTING - HOE MC-315 F/C Storm
- 1) 48" - Conseal CS-102 1.00"
- 1) DOGHOUSE - 20"x21"
- 1) DOGHOUSE - 16"x18"

0 lb
 1561 lb
 2802 lb
 258 lb
 0 lb
 0 lb
 0 lb

 4621 lb

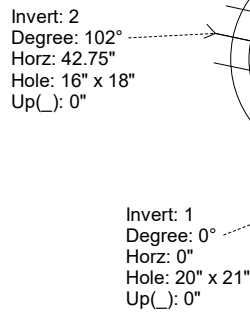
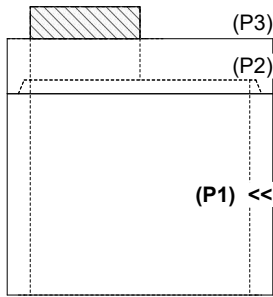
Structure Total:

- Structure Notes:**
1. PER ASTM C-478 SPECIFICATIONS
 2. CONCRETE: 4,000 PSI AT 28 DAYS
 3. REINFORCEMENT: PER ASTM A615
 4. NO STEPS
 5. HOE MC-315 FRAME & COVER "STORM" SUPPLIED BY ICAST

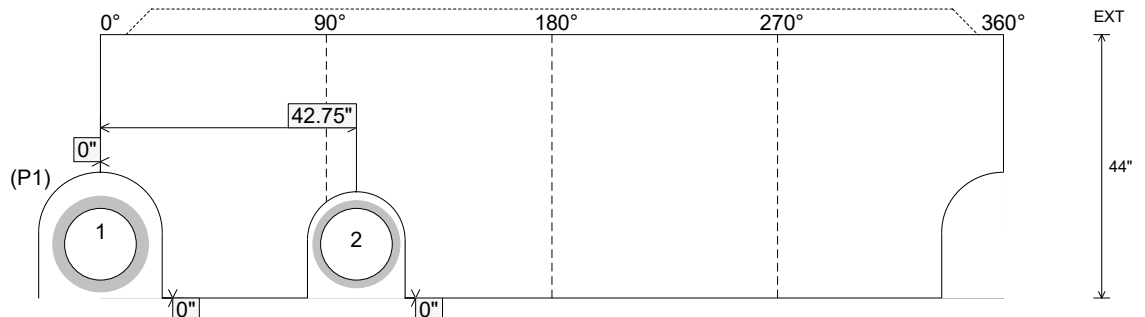
Rim: 394.15' Rim to Invert: 5.06' Slack: 0.72" Sump: 0" Step Position:

Position	Elev	Angle	Ext. (cw)	Pipe	Pipe OD	Connector	Hole	Horz Size	Up ()	Offset
Invert 1	389.09'	0°	0"	12" RCP B WALL	16"	DOGHOUSE 20"x21"	20" x 21"	20.629"	0"	0"
Invert 2	389.09'	102°	51.75"	12" HDPE	14.5"	DOGHOUSE 16"x18"	16" x 18"	16.312"	0"	0"
Invert 3										
Invert 4										
Invert 5										
Invert 6										
Invert 7										
Invert 8										

RIGHT-SIDE UP VIEW (int. dimensions)



INSIDE WALL DIMENSIONS



Coating (Int):
 Coating (Ext):

Seam Up: Tongue
 Seam Dn: Flat

Wall Thickness: 5"
 Floor Height: 0"

Height (Int): 44"
 Height (Ext): 44"

Weight (Net): 2802 lb
 Volume (Net): 0.72cu.yd