

Job Name: 25-3438 - John H. Stigall Drive
Job Location: Danville, KY
Contractor: Todd Johnson Contracting, Inc.

PC: C. Goff
 TECH: J. Horsley - F
 Plant: 100

Structure ID: F-3
 Spec: Storm
 Type: BX 8inW, 8inF
 Size: 24" x 36"

Rim: 960.34'
 Invert: 957.09'
 Rim to Invert: 3.25'

Sump: 0"
 Floor (Top): 957.09'
 Floor Height: 8"

Floor (Bot): 956.423'
 Overall Height: 3.917'
 Slack: 0"

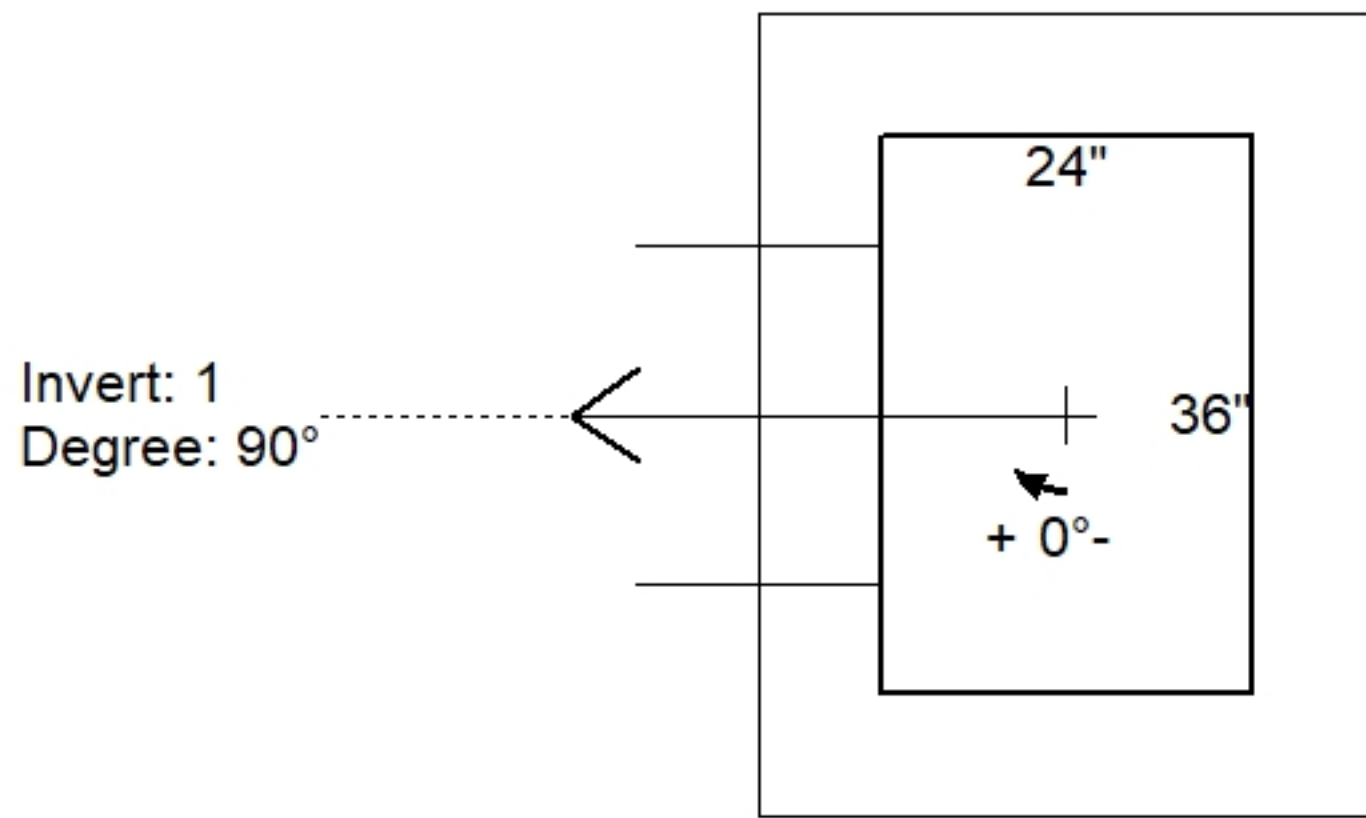
Structure Notes:

1. PER ASTM C913 SPECIFICATIONS.
2. CONCRETE = 4,000 PSI AT 28 DAYS.
3. NO STEPS AND NO INVERT CHANNEL.
4. CASTING BY ICAST (HOE 525 LV SET (F/G/H)).

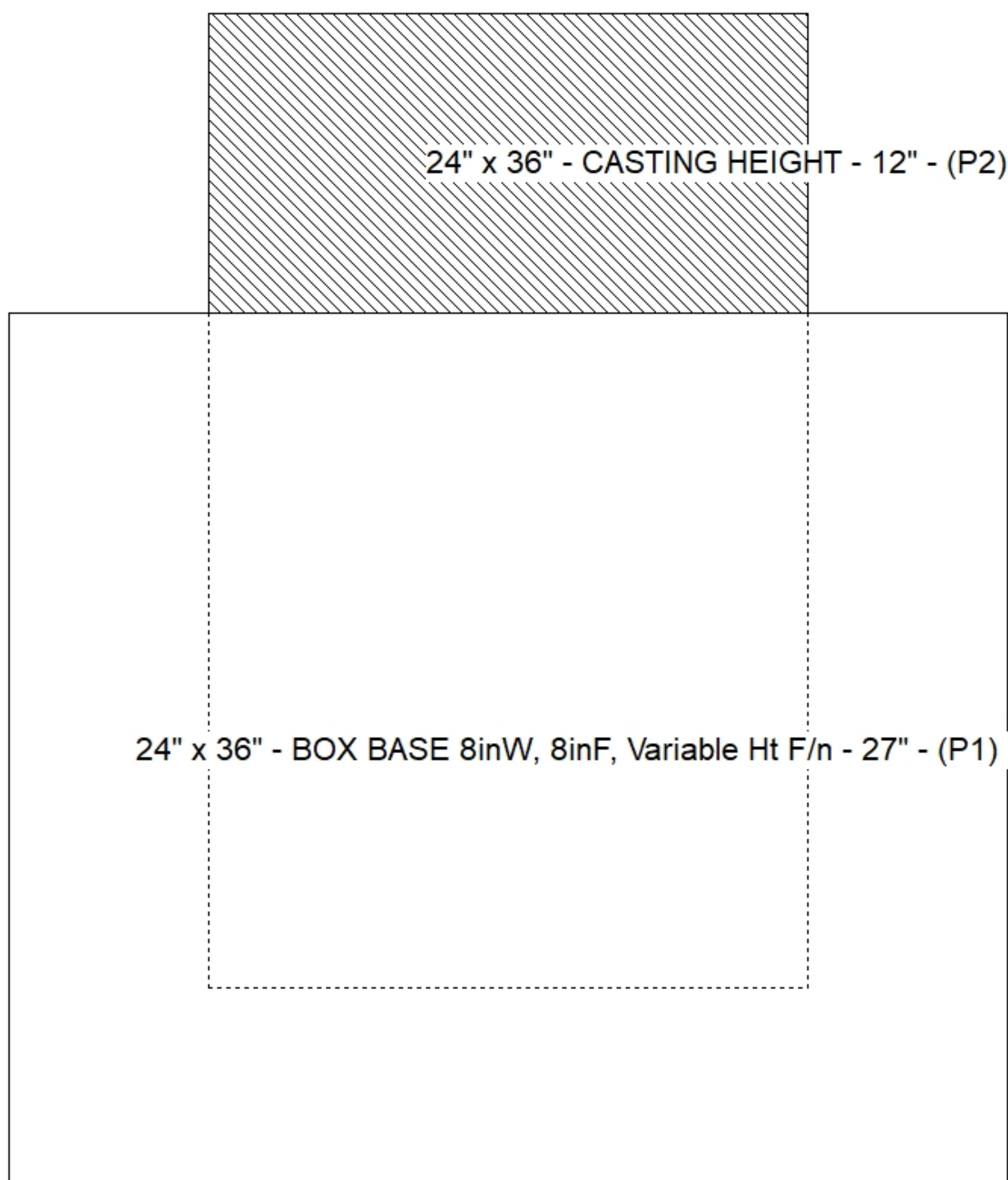
REINFORCING PER ASTM A615 (GRADE 60).
 - WALLS (As .12) #5 BARS AT 12" C.C.E.W.
 - FLOOR (As .12) #5 BARS AT 12" C.C.E.W.

STRUCTURE SUMMARY:

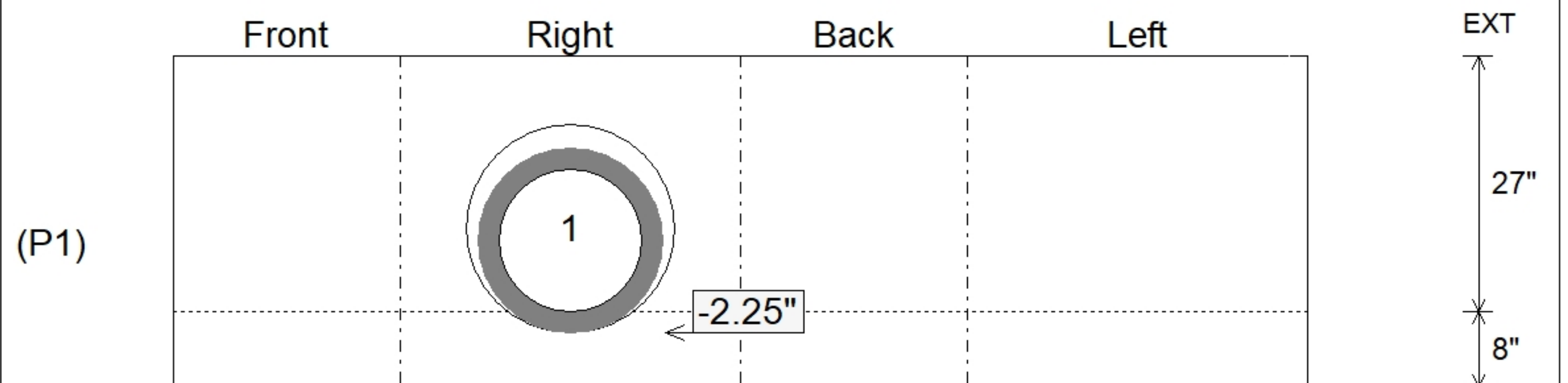
P2) 24" x 36" - CASTING HEIGHT - 12"	0 lb
P1) 24" x 36" - BOX BASE 8inW, 8inF, Variable Ht F/n - 27"	3896 lb
1) STORM INVERT CHANNEL - 1/2 HEIGHT	1440 lb
1) CASTING - HOE 525 LV SET (F/G/H)	442 lb
1) 24" x 36" - Conseal CS-102 1.00"	0 lb
1) Hole - 22"	0 lb
Structure Total:	5778 lb



Position	Elev	Angle	Pipe	Pipe OD	Hole	Connector	Up ()	Ref
Rim	960.34'							
Reducer								
Invert 1	957.09'	90°	15" RCP B WALL	19.5"	22"	Hole 22	-2.25"	P1
Invert 2								
Invert 3								
Invert 4								
Invert 5								
Invert 6								
Invert 7								
Invert 8								



Cast (Int. Dim.) - Interior Dimensions



Submittal Drawing
 11/6/2025 4:39:31 PM

SUBMITTAL
 APPROVED BY: