

Job Name: 25-3438 - John H. Stigall Drive
 Job Location: Danville, KY
 Contractor: Todd Johnson Contracting, Inc.

Plant: 100
 11/6/2025 4:43:09 PM

Tech: J. Horsley - F
 PC: C. Goff

Structure ID: F-1

P1 MH048BA54

MH BASE T/n

- P3) 24" x 36" - CASTING HEIGHT - 12"
- P2) 48" - MH FLAT TOP w/24"x36" Hole F/G - 12"
- P1) 48" - MH BASE T/n - 54"
- 1) STORM INVERT CHANNEL - 1/2 HEIGHT
- 1) CASTING - HOE 525 LV SET (F/G/H)
- 1) 48" - Conseal CS-102 1.00"
- 1) 24" x 36" - Conseal CS-102 1.00"
- 3) Hole - 22
- 5) MH Step ML-10-TDS-NCR - 10"

0 lb
 1300 lb
 4609 lb
 1440 lb
 442 lb
 0 lb
 0 lb
 0 lb
 0 lb
 0 lb
 Structure Total: 7791 lb

Structure Notes:
 1. PER ASTM C478 SPECIFICATIONS.
 2. CONCRETE = 4,000 PSI AT 28 DAYS.
 3. NO STEPS AND NO INVERT CHANNEL.
 4. CASTING BY ICAST (HOE 525 LV SET (F/G/H)).

REINFORCING PER ASTM A615 (GRADE 60).
 - TOP SLAB (As .62) #5 BARS AT 6" C.C.E.W..
 - RISER/WALLS (As .12)
 - FLOOR (As .31) #5 BARS AT 12" C.C.E.W.

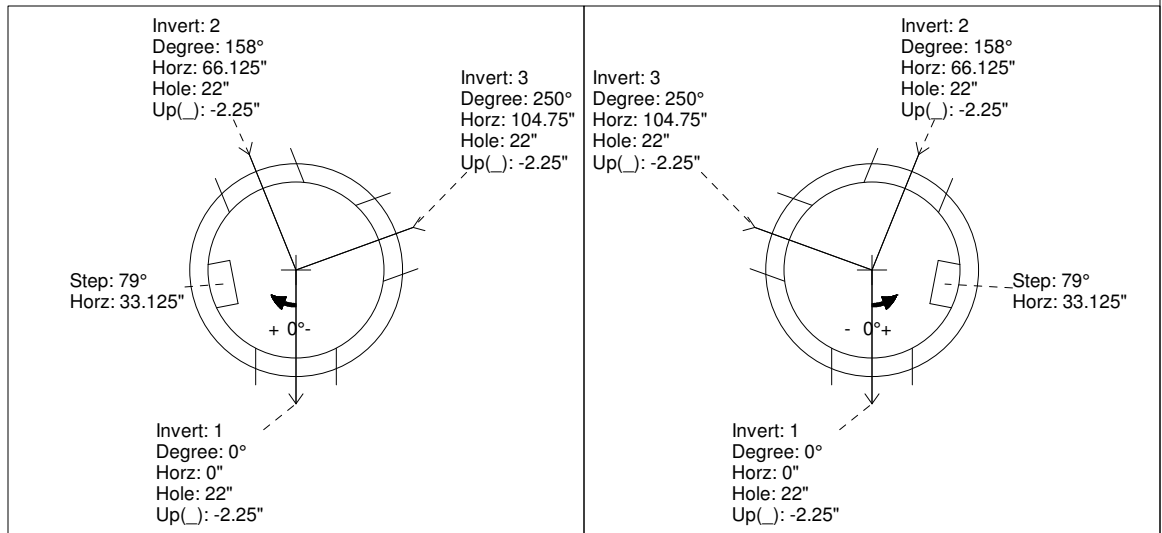
**SECONDARY POUR
 REQUIRED
 SEE SHEET P1A**

Rim: 961.31' Rim to Invert: 6.53' Slack: 0.36" Sump: 0" Step Position: 79°

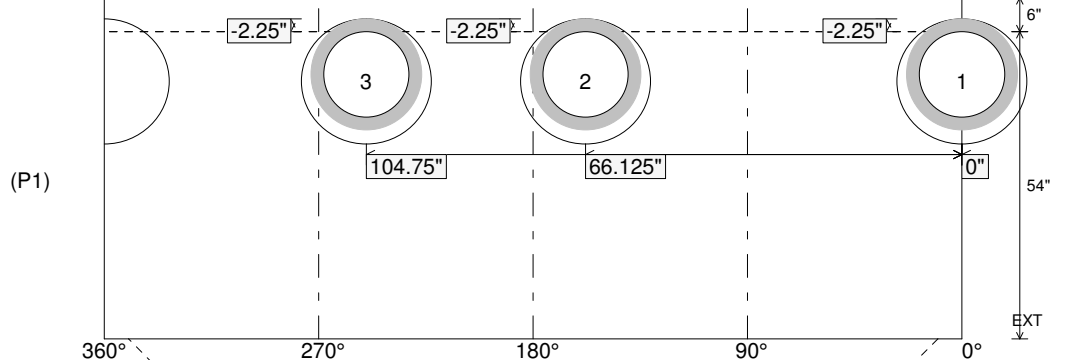
| Position | Elev | Angle | Ext. (cw) | Pipe | Pipe OD | Connector | Hole | Horz Size | Up () | Offset |
|----------|---------|-------|-----------|----------------|---------|-----------|------|-----------|--------|--------|
| Invert 1 | 954.78' | 0° | 0" | 15" RCP B WALL | 19.5" | Hole 22 | 22" | 22.854" | -2.25" | 0" |
| Invert 2 | 954.78' | 158° | 80" | 15" RCP B WALL | 19.5" | Hole 22 | 22" | 22.854" | -2.25" | 0" |
| Invert 3 | 954.78' | 250° | 126.5" | 15" RCP B WALL | 19.5" | Hole 22 | 22" | 22.854" | -2.25" | 0" |
| Invert 4 | | | | | | | | | | |
| Invert 5 | | | | | | | | | | |
| Invert 6 | | | | | | | | | | |
| Invert 7 | | | | | | | | | | |
| Invert 8 | | | | | | | | | | |

RIGHT-SIDE UP VIEW (int. dimensions)

UPSIDE-DOWN VIEW (int. dimensions)



INSIDE WALL DIMENSIONS



Coating (Int):
 Coating (Ext):

Seam Up: Tongue
 Seam Dn: n/a

Wall Thickness: 5"
 Floor Height: 6"


Height (Int): 54"
 Height (Ext): 60"

Weight (Net): 4609 lb
 Volume (Net): 1.18cu.yd

Job Name: 25-3438 - John H. Stigall Drive
 Job Location: Danville, KY
 Contractor: Todd Johnson Contracting, Inc.

Plant: 100
 11/6/2025 4:37:35 PM

Tech: J. Horsley - F
 PC: C. Goff



Structure ID: F-1

P1A STORMINVERT12

STORM INVERT CHANNEL 1/2 HEIGHT

- P3) 24" x 36" - CASTING HEIGHT - 12"
- P2) 48" - MH FLAT TOP w/24"x36" Hole F/G - 12"
- P1) 48" - MH BASE T/n - 54"

1) STORM INVERT CHANNEL - 1/2 HEIGHT

- 1) CASTING - HOE 525 LV SET (F/G/H)
- 1) 48" - Conseal CS-102 1.00"
- 1) 24" x 36" - Conseal CS-102 1.00"
- 3) Hole - 22
- 5) MH Step ML-10-TDS-NCR - 10"

0 lb
 1300 lb
 4609 lb
 1440 lb
 442 lb
 0 lb
 0 lb
 0 lb
 0 lb
 0 lb
 Structure Total: 7791 lb

Structure Notes:

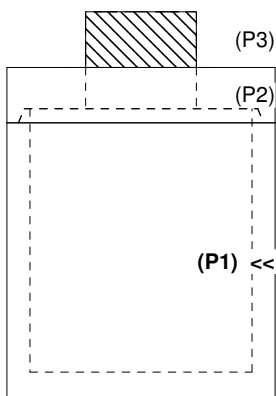
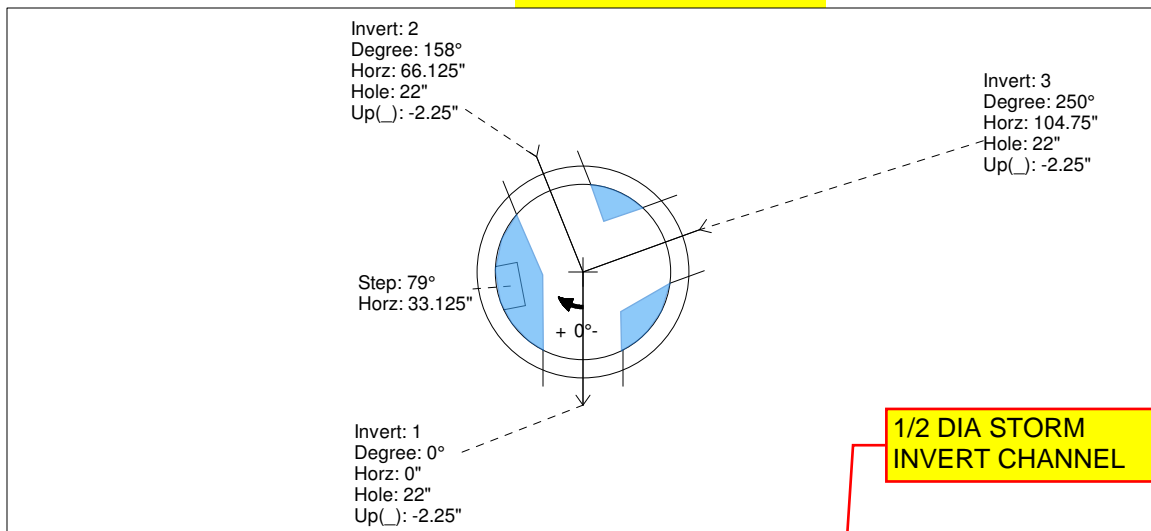
1. PER ASTM C478 SPECIFICATIONS.
2. CONCRETE = 4,000 PSI AT 28 DAYS.
3. NO STEPS AND NO INVERT CHANNEL.
4. CASTING BY ICAST (HOE 525 LV SET (F/G/H)).

REINFORCING PER ASTM A615 (GRADE 60).
 - TOP SLAB (As .62) #5 BARS AT 6" C.C.E.W..
 - RISER/WALLS (As .12)
 - FLOOR (As .31) #5 BARS AT 12" C.C.E.W.

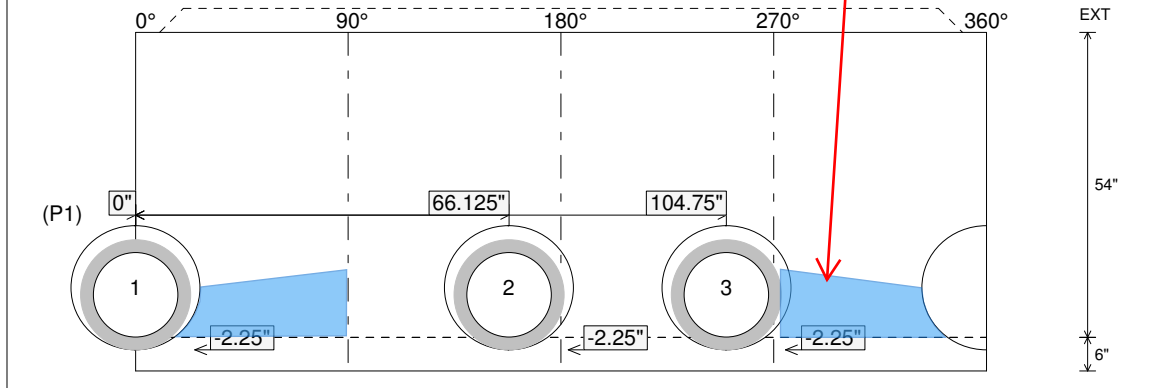
Rim: 961.31' Rim to Invert: 6.53' Slack: 0.36" Sump: 0" Step Position: 79°

| Position | Elev | Angle | Ext. (cw) | Pipe | Pipe OD | Connector | Hole | Horz Size | Up () | Offset |
|----------|---------|-------|-----------|----------------|---------|-----------|------|-----------|--------|--------|
| Invert 1 | 954.78' | 0° | 0" | 15" RCP B WALL | 19.5" | Hole 22 | 22" | 22.854" | -2.25" | 0" |
| Invert 2 | 954.78' | 158° | 80" | 15" RCP B WALL | 19.5" | Hole 22 | 22" | 22.854" | -2.25" | 0" |
| Invert 3 | 954.78' | 250° | 126.5" | 15" RCP B WALL | 19.5" | Hole 22 | 22" | 22.854" | -2.25" | 0" |
| Invert 4 | | | | | | | | | | |
| Invert 5 | | | | | | | | | | |
| Invert 6 | | | | | | | | | | |
| Invert 7 | | | | | | | | | | |
| Invert 8 | | | | | | | | | | |

RIGHT-SIDE UP VIEW (int. dimensions) - - SECONDARY POUR



INSIDE WALL DIMENSIONS



| | | | | |
|----------------------------------|---------------------------------|--|--|--|
| Coating (Int): Coating (Ext): | Seam Up: Tongue Seam Dn: n/a | Wall Thickness: 5" Floor Height: 6" | Height (Int): 54" Height (Ext): 60" | Weight (Net): 4609 lb Volume (Net): 1.18cu.yd |
|----------------------------------|---------------------------------|--|--|--|