

Job Name: 25-3438 - John H. Stigall Drive
Job Location: Danville, KY
Contractor: Todd Johnson Contracting, Inc.

PC: C. Goff
 TECH: J. Horsley - F
 Plant: 100

Structure ID: C-3
 Spec: Storm
 Type: BX 8inW, 8inF
 Size: 24" x 36"

Rim: 968.4'
 Invert: 965.24'
 Rim to Invert: 3.16'

Sump: 0"
 Floor (Top): 965.24'
 Floor Height: 8"

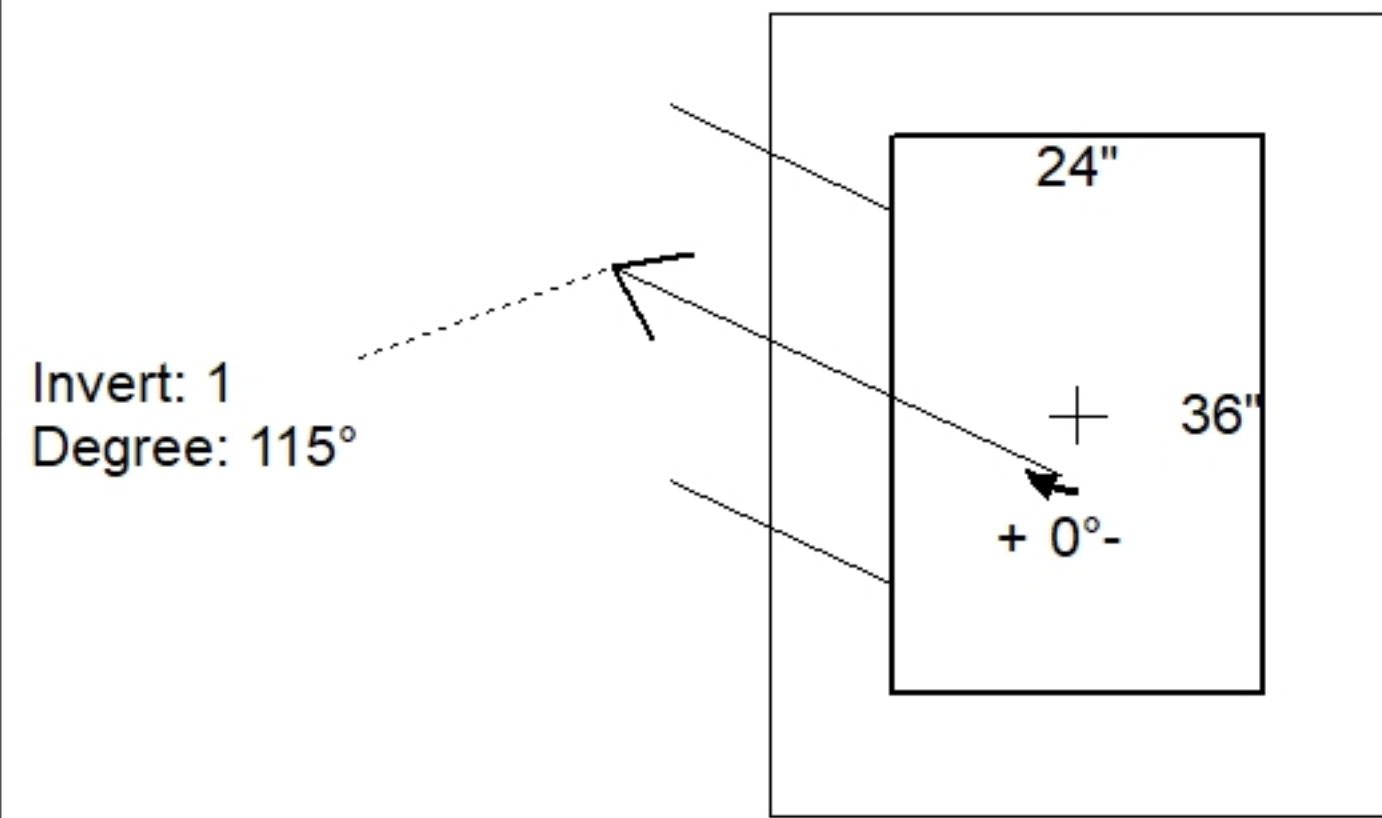
Floor (Bot): 964.573'
 Overall Height: 3.75'
 Slack: 0.92"

Structure Notes:
 1. PER ASTM C913 SPECIFICATIONS.
 2. CONCRETE = 4,000 PSI AT 28 DAYS.
 3. NO STEPS AND NO INVERT CHANNEL.
 4. CASTING BY ICAST (HOE 525 LV SET (F/G/H)).

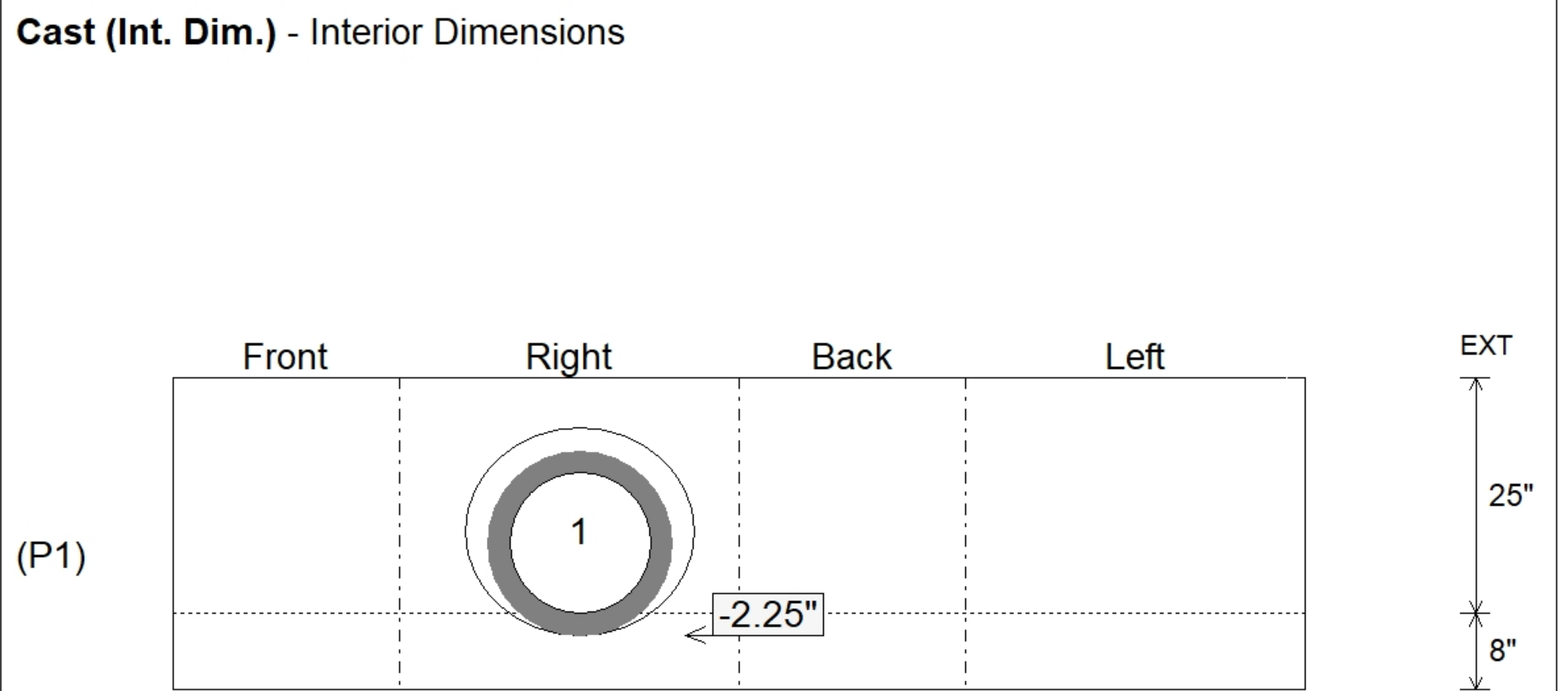
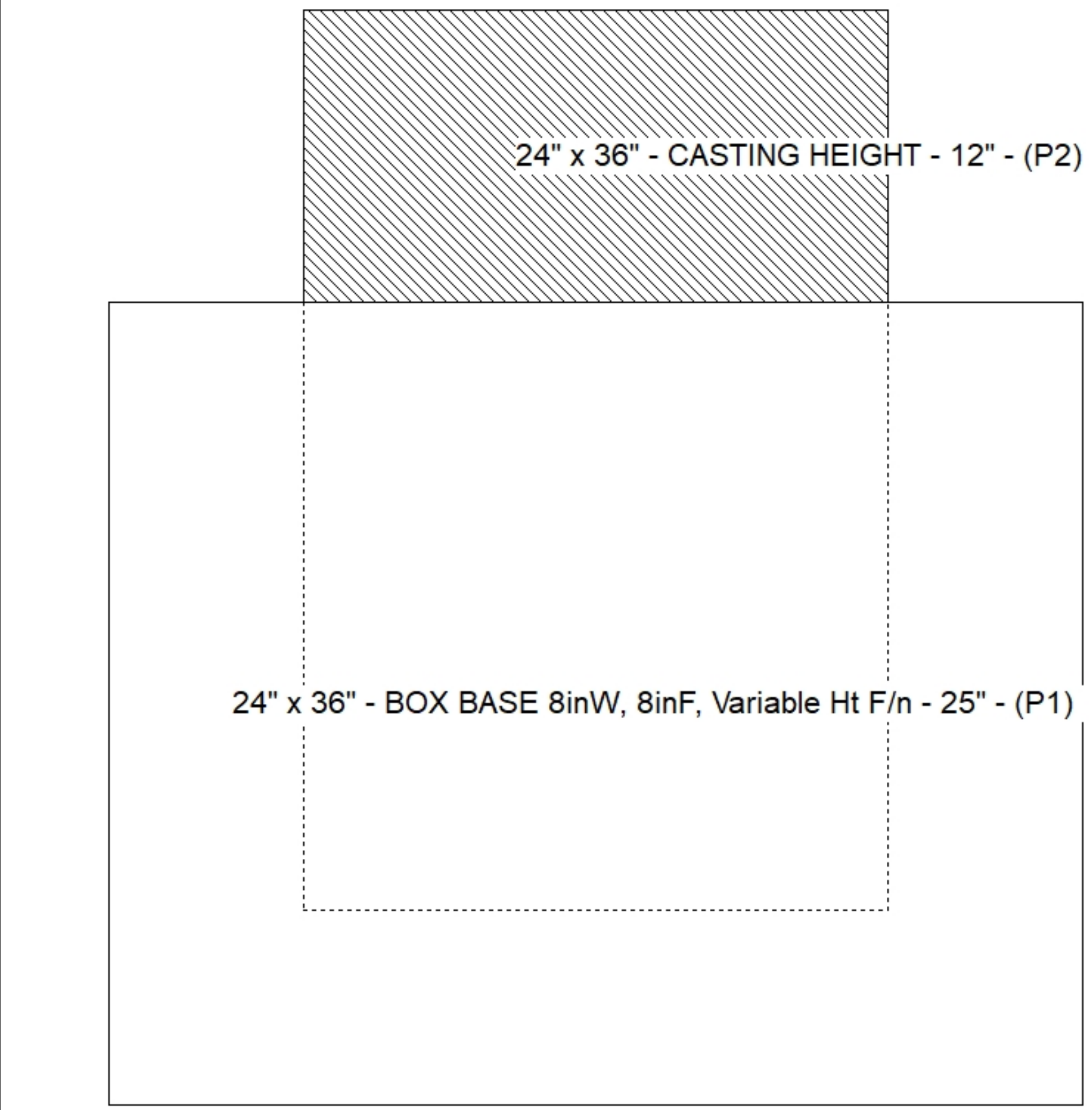
REINFORCING PER ASTM A615 (GRADE 60).
 - WALLS (As .12) #5 BARS AT 12" C.C.E.W.
 - FLOOR (As .12) #5 BARS AT 12" C.C.E.W.

STRUCTURE SUMMARY:

P2) 24" x 36" - CASTING HEIGHT - 12"	0 lb
P1) 24" x 36" - BOX BASE 8inW, 8inF, Variable Ht F/n - 25"	3666 lb
1) STORM INVERT CHANNEL - 1/2 HEIGHT	1440 lb
1) CASTING - HOE 525 LV SET (F/G/H)	442 lb
1) 24" x 36" - Conseal CS-102 1.00"	0 lb
1) Hole - 22	0 lb
Structure Total:	5548 lb



Position	Elev	Angle	Pipe	Pipe OD	Hole	Connector	Up (L)	Ref
Rim	968.4'							
Reducer								
Invert 1	965.24'	115°	15" RCP B WALL	19.5"	22"	Hole 22	-2.25"	P1
Invert 2								
Invert 3								
Invert 4								
Invert 5								
Invert 6								
Invert 7								
Invert 8								



Submittal Drawing
 11/6/2025 4:39:30 PM

SUBMITTAL
 APPROVED BY: