

Job Name: 25-3431 Plano Bridleton Farms Storm
Job Location: Bowling Green, KY
Contractor: J & J Concrete & Excavating, LLC

PC: E.Bradley
 TECH: C.Russ
 Plant: Beaver Dam



Structure ID: **ST-F4**

Spec: Storm
 Type: BX 8inW, 8inF
 Size: 24" x 36"

Rim: 601.08'
 Invert: 597.11'
 Rim to Invert: 3.97'

Sump: 0"
 Floor (Top): 597.11'
 Floor Height: 8"

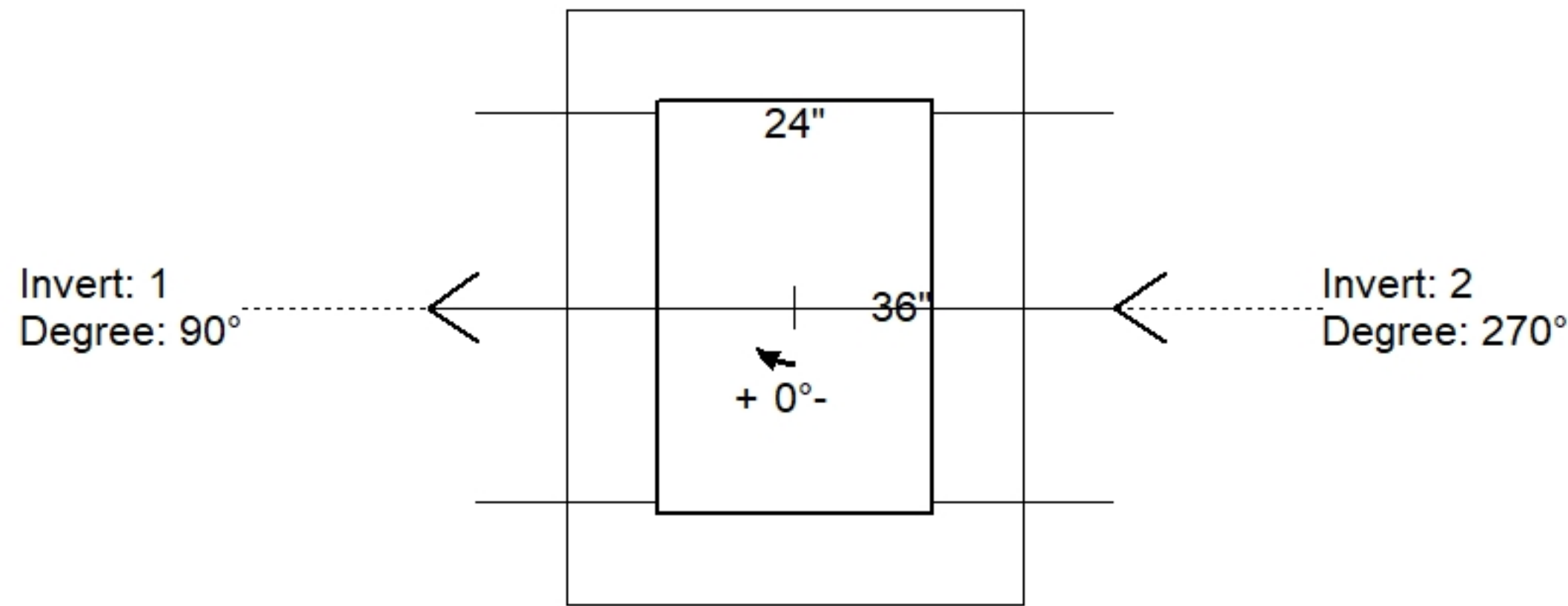
Floor (Bot): 596.443'
 Overall Height: 4.354'
 Slack: 3.39"

Structure Notes:

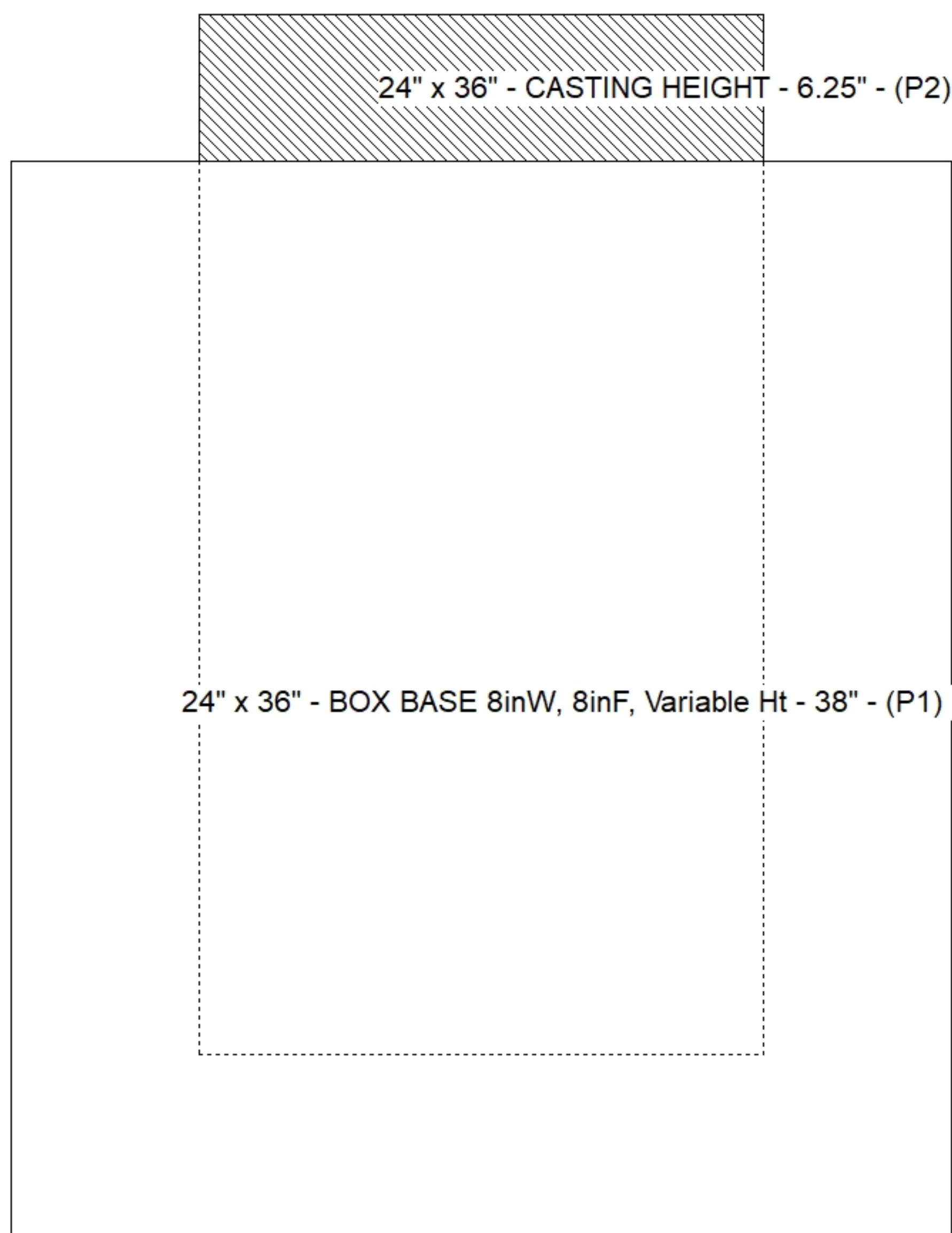
1. PER ASTM C913 SPECIFICATIONS.
2. CONCRETE = 4,000 PSI AT 28 DAYS.
3. NO INVERT CHANNEL.
4. EJ 4510 F/G BY ICAST
5. REINFORCING PER ASTM A615 (GRADE 60).
 - WALLS (As .12) #5 BARS AT 12" C.C.E.W.
 - FLOOR (As .12) #5 BARS AT 12" C.C.E.W.

STRUCTURE SUMMARY:

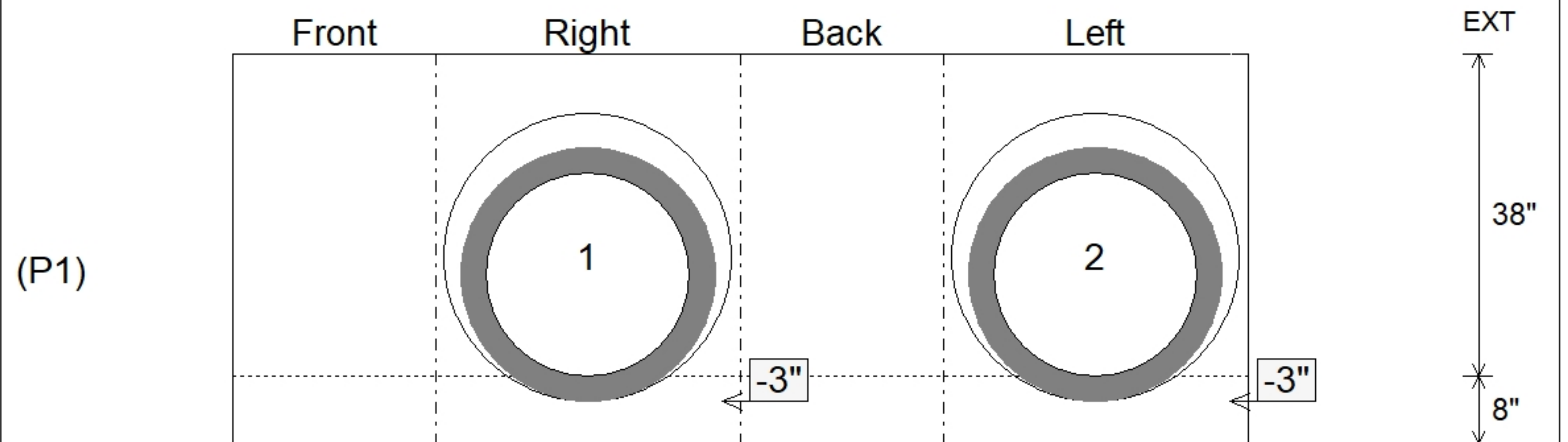
P2) 24" x 36" - CASTING HEIGHT - 6.25"	0 lb
P1) 24" x 36" - BOX BASE 8inW, 8inF, Variable Ht - 38"	4055 lb
1) 24" x 36" - SGL 1"x14.5' Butyl	0 lb
2) Hole - 34	0 lb
Structure Total:	4055 lb



Position	Elev	Angle	Pipe	Pipe OD	Hole	Connector	Up ()	Ref
Rim	601.08'							
Reducer								
Invert 1	597.11'	90°	24" RCP B WALL	30"	34"	Hole 34	-3"	P1
Invert 2	597.11'	270°	24" RCP B WALL	30"	34"	Hole 34	-3"	P1
Invert 3								
Invert 4								
Invert 5								
Invert 6								
Invert 7								
Invert 8								



Default - Interior Dimensions



Submittal Drawing
 11/3/2025 7:43:02 AM

SUBMITTAL
 APPROVED BY: