

Job Name: 25-3431 Plano Bridleton Farms Storm
Job Location: Bowling Green, KY
Contractor: J & J Concrete & Excavating, LLC

PC: E.Bradley
 TECH: C.Russ
 Plant: Beaver Dam



Structure ID: **ST-D3**

Spec: HEADWALLS
 Type: HW SLOPED & FLARED w/FLAT BOTTOM
 Size: 15"

Rim: 0'
 Invert: 0'
 Rim to Invert: 0'

Sump: 15"
 Floor (Top): -1.25'
 Floor Height: 0"

Floor (Bot): -1.25'
 Overall Height: 1.25'
 Slack: 0"

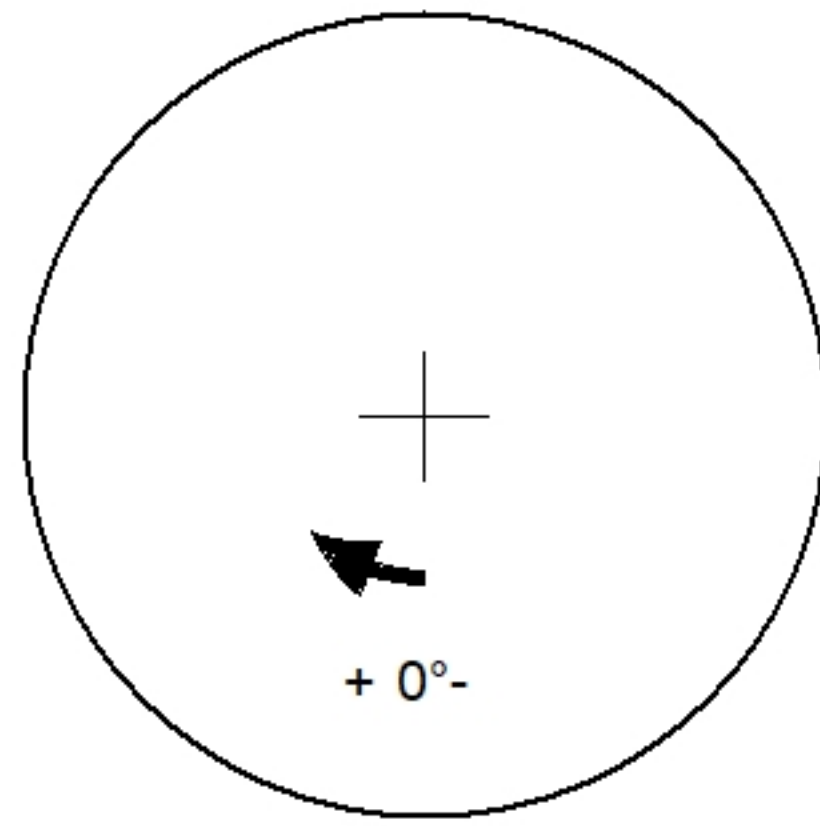
Structure Notes:

1. PER ASTM C913 SPECIFICATIONS.
2. CONCRETE = 4,000 PSI AT 28 DAYS.
3. NO INVERT CHANNEL.
4. EJ 4510 F/G BY ICAST
5. REINFORCING PER ASTM A615 (GRADE 60).
 - WALLS (As .12) #5 BARS AT 12" C.C.E.W.
 - FLOOR (As .12) #5 BARS AT 12" C.C.E.W.

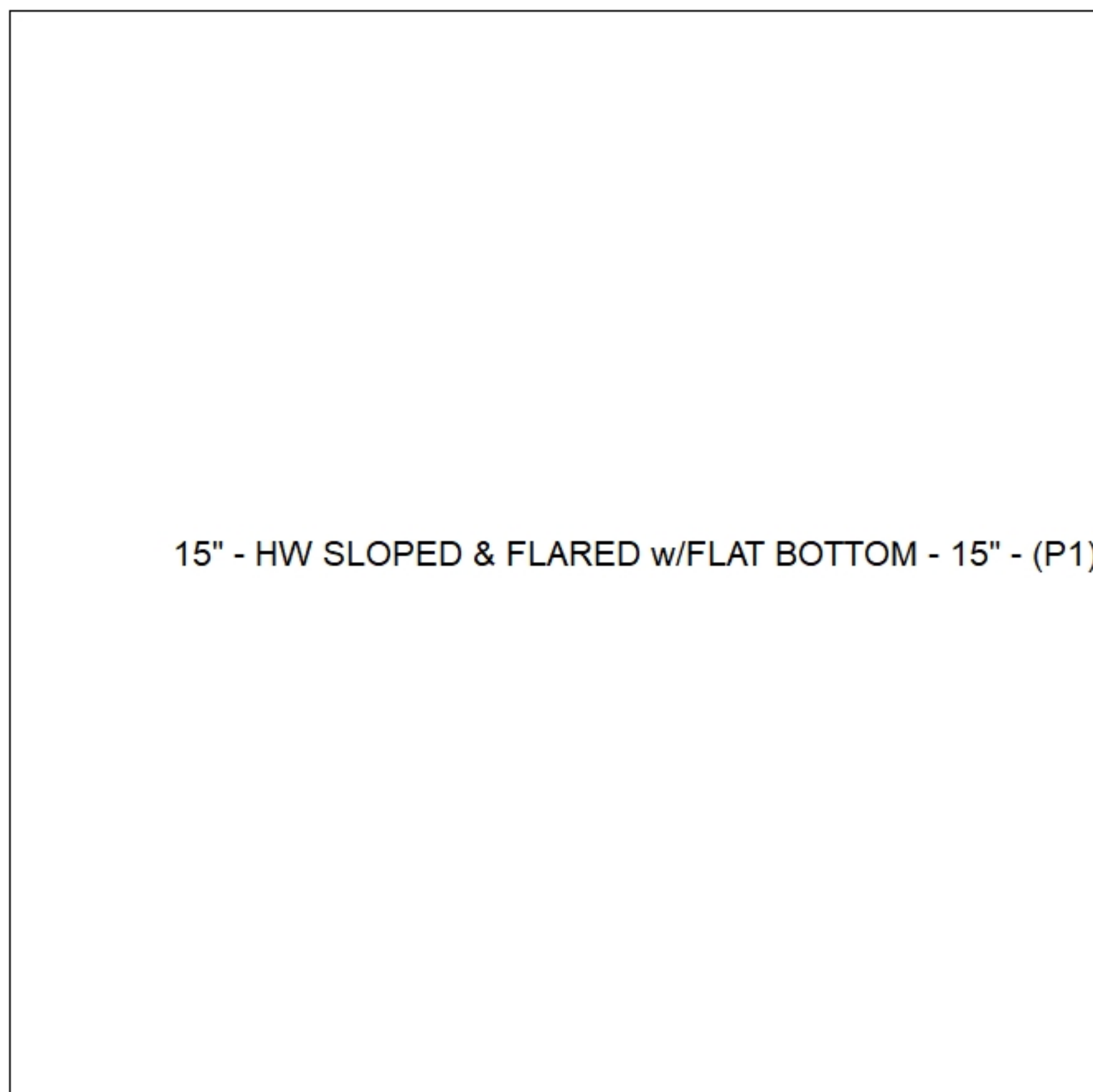
STRUCTURE SUMMARY:

P1) 15" - HW SLOPED & FLARED w/FLAT BOTTOM - 15"

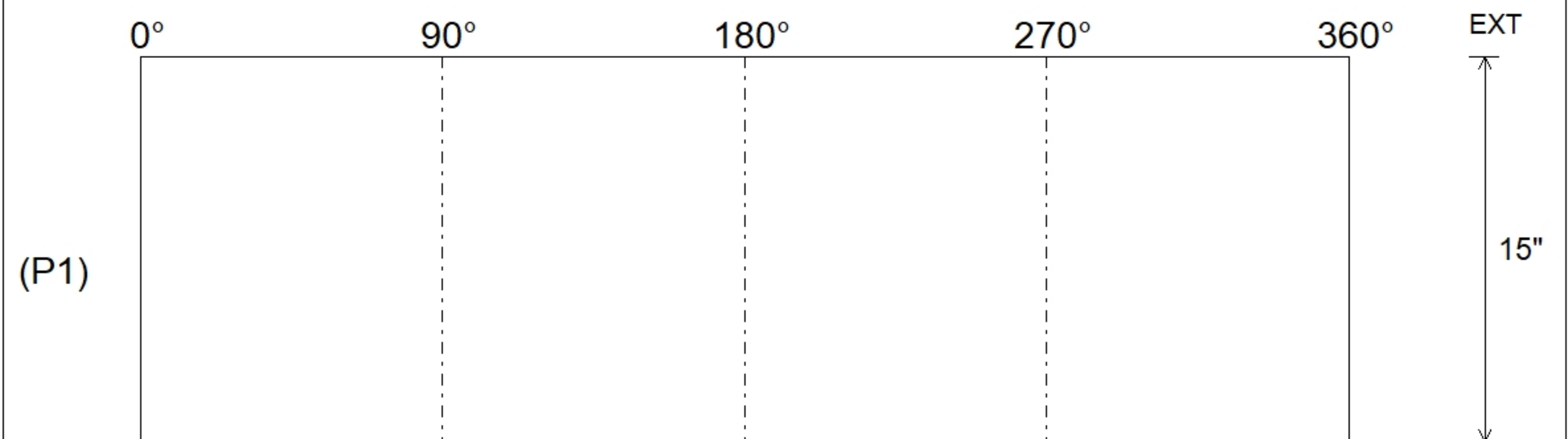
2611 lb
 Structure Total: 2611 lb



Position	Elev	Angle	Pipe	Pipe OD	Hole	Connector	Up ()	Ref
Rim	0'							
Reducer								
Invert 1								
Invert 2								
Invert 3								
Invert 4								
Invert 5								
Invert 6								
Invert 7								
Invert 8								



Default - Interior Dimensions



Submittal Drawing
 11/3/2025 7:43:07 AM

SUBMITTAL
 APPROVED BY: