

**Job Name: 25-3431 Plano Bridleton Farms Storm**  
**Job Location: Bowling Green, KY**  
**Contractor: J & J Concrete & Excavating, LLC**

PC: E.Bradley  
 TECH: C.Russ  
 Plant: Beaver Dam



Structure ID: **ST-D1**  
 Spec: HEADWALLS  
 Type: HW SLOPED & FLARED w/FLAT BOTTOM  
 Size: 18"

Rim: 0'  
 Invert: 0'  
 Rim to Invert: 0'

Sump: 18"  
 Floor (Top): -1.5'  
 Floor Height: 0"

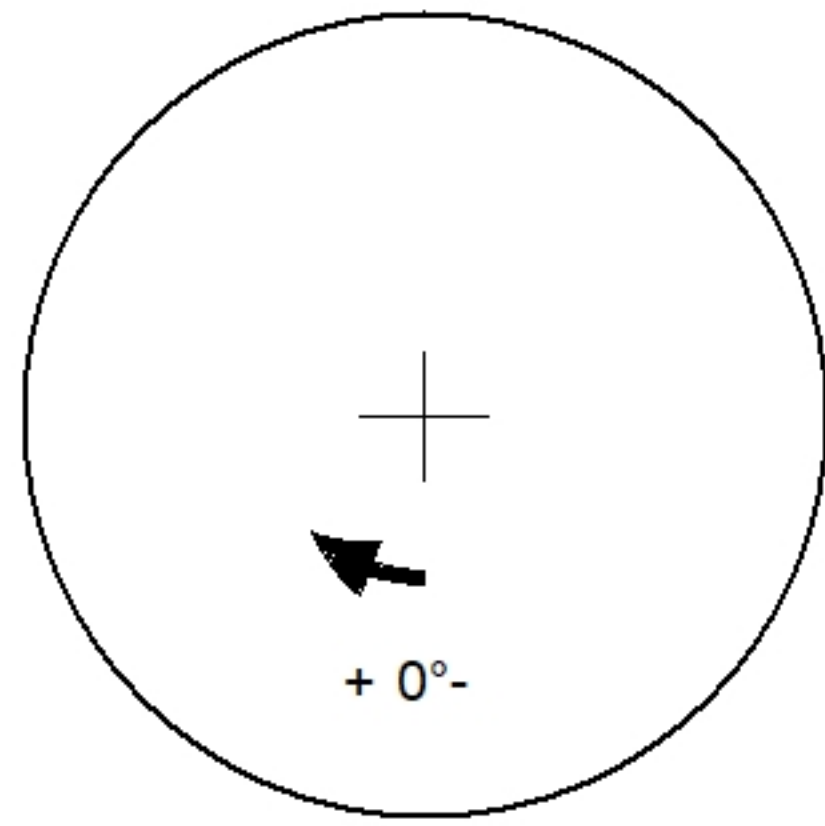
Floor (Bot): -1.5'  
 Overall Height: 1.5'  
 Slack: 0"

Structure Notes:

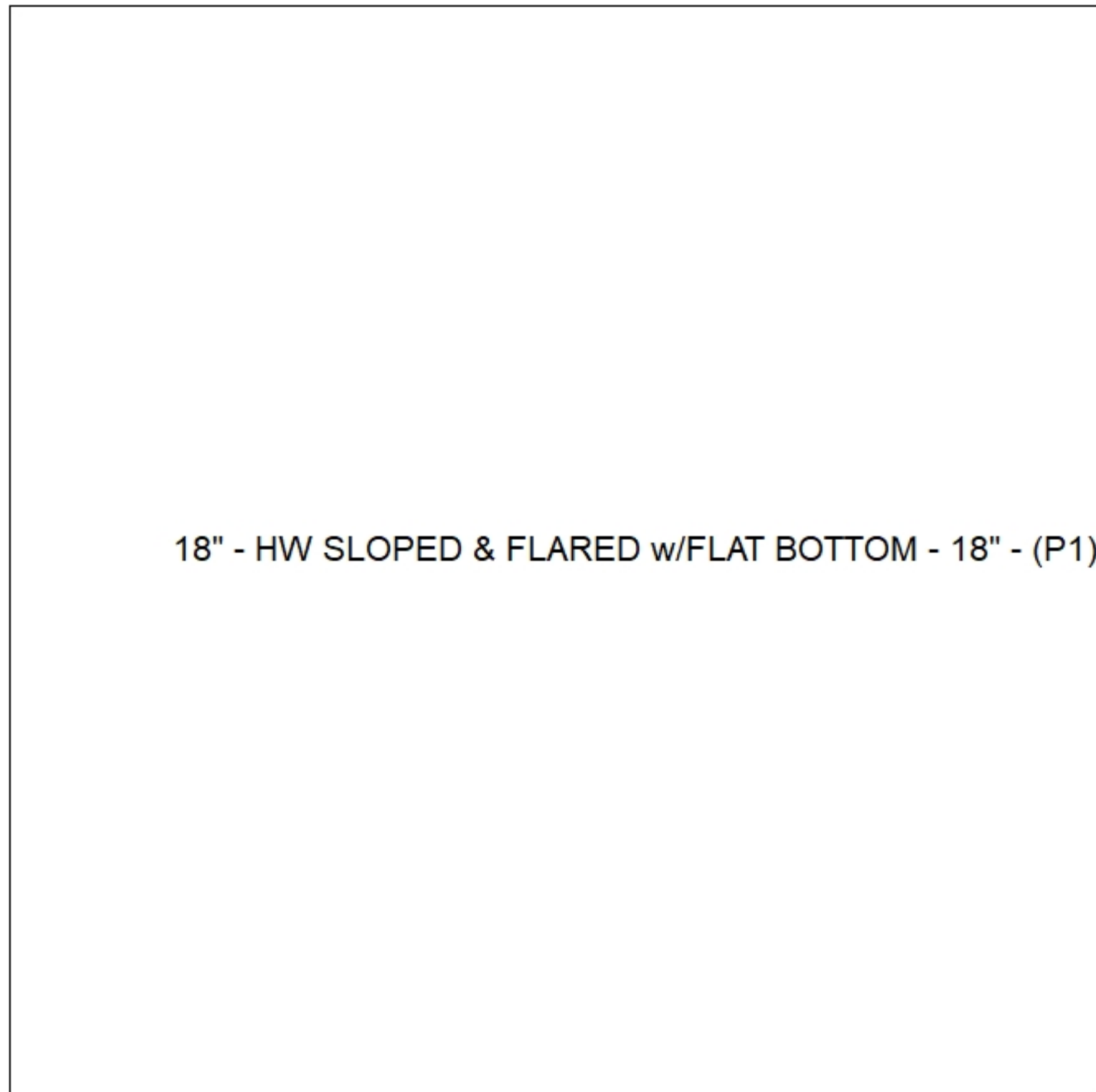
1. PER ASTM C913 SPECIFICATIONS.
2. CONCRETE = 4,000 PSI AT 28 DAYS.
3. NO INVERT CHANNEL.
4. EJ 4510 F/G BY ICAST
5. REINFORCING PER ASTM A615 (GRADE 60).  
 - WALLS (As .12) #5 BARS AT 12" C.C.E.W.  
 - FLOOR (As .12) #5 BARS AT 12" C.C.E.W.

STRUCTURE SUMMARY:

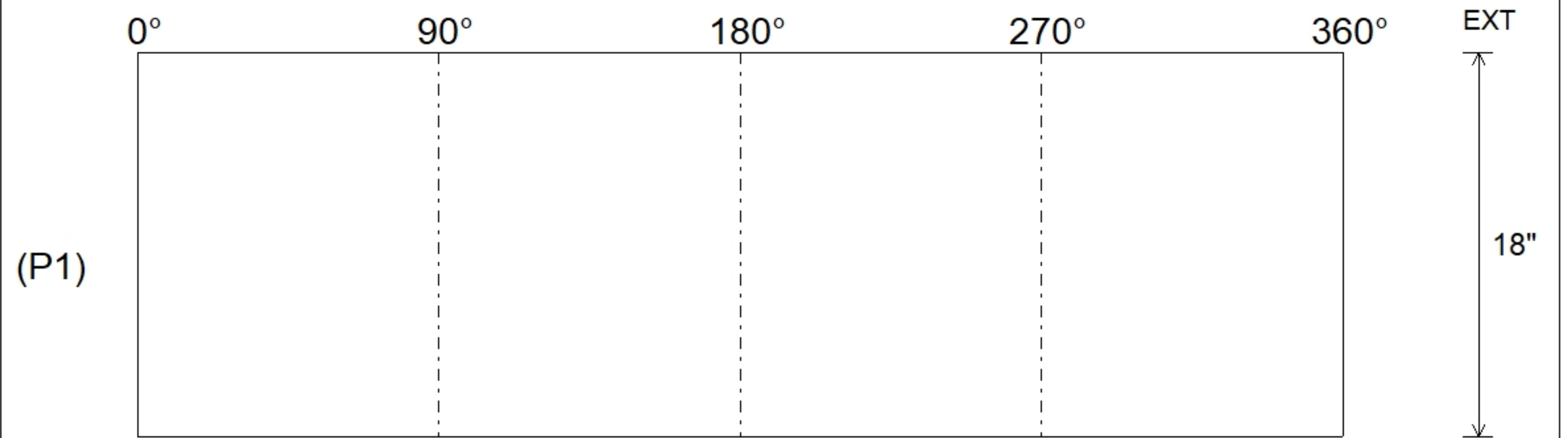
P1) 18" - HW SLOPED & FLARED w/FLAT BOTTOM - 18" 3711 lb  
 Structure Total: 3711 lb



Position	Elev	Angle	Pipe	Pipe OD	Hole	Connector	Up ( )	Ref
Rim	0'							
Reducer								
Invert 1								
Invert 2								
Invert 3								
Invert 4								
Invert 5								
Invert 6								
Invert 7								
Invert 8								



**Default - Interior Dimensions**



Submittal Drawing  
 11/3/2025 7:43:06 AM

SUBMITTAL  
 APPROVED BY: