

Job Name: 25-3431 Plano Bridleton Farms Storm  
 Job Location: Bowling Green, KY  
 Contractor: J & J Concrete & Excavating, LLC

Plant: Beaver Dam  
 10/30/2025 11:31:49 AM

Tech: C.Russ  
 PC: E.Bradley



**Structure ID: ST-B3**

**P1 BX30108-08BAVF**

**BOX BASE 8inW, 8inF, Variable Ht**

- P3) 24" - CASTING HEIGHT - 7"
- P2) 30" x 108" - BX FLAT LID 8inW w/24" HOLE - 6"
- P1) 30" x 108" - BOX BASE 8inW, 8inF, Variable Ht - 28"
- 1) CASTING - HOE MC-375 F/C Storm
- 4) DOGHOUSE INVRTD (ELLIP) - 48"x31"

- Structure Notes:
1. PER ASTM C913 SPECIFICATIONS.
  2. CONCRETE = 4,000 PSI AT 28 DAYS.
  3. HOE MC-375 F/C BY ICAST

0 lb  
 2644 lb  
 5955 lb  
 271 lb  
 0 lb  
 -----  
 Structure Total: 8870 lb

- REINFORCING PER ASTM A615 (GRADE 60).
- TOP SLAB (As .62) #5 BARS AT 6" C.C.E.W..
  - RISER/WALLS (As .36)#5 BARS AT 8" C.C.E.W.
  - FLOOR (As .47) #5 BARS AT 8" C.C.E.W.

**HANDLE W/ 4 EA. CONAC 5CA14 ANCHORS IN THE FLOOR**

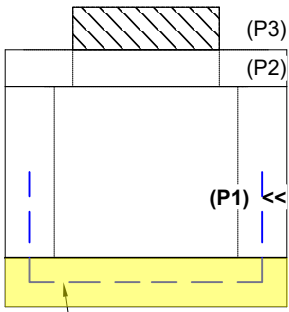
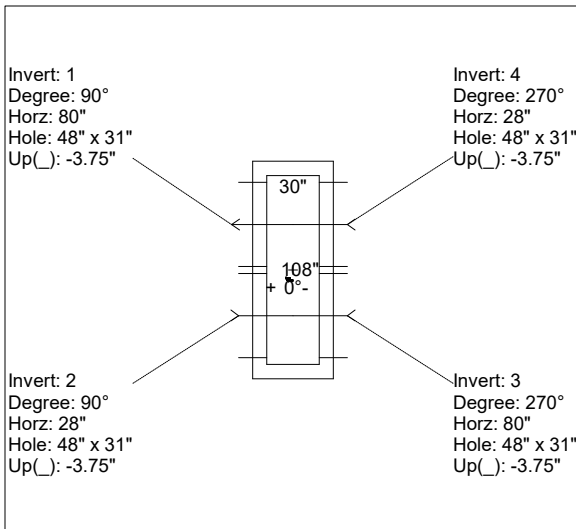
**FIRST POUR DRAWING**

Rim: 600.73' Rim to Invert: 3.42' Slack: 0.04" Sump: 0" Step Position: 0°

Position	Elev	Angle	Ext. (cw)	Pipe	Pipe OD	Connector	Hole	Horz Size	Up ( )	Offset
Invert 1	597.31'	90°	88"	38" x 24" ELL RCP	45.5" x 31.5"	DOGHOUSE INVRTD (ELLIP) 48"x31"	48" x 31"	48"	-3.75"	26"
Invert 2	597.31'	90°	36"	38" x 24" ELL RCP	45.5" x 31.5"	DOGHOUSE INVRTD (ELLIP) 48"x31"	48" x 31"	48"	-3.75"	-26"
Invert 3	597.31'	270°	88"	38" x 24" ELL RCP	45.5" x 31.5"	DOGHOUSE INVRTD (ELLIP) 48"x31"	48" x 31"	48"	-3.75"	26"
Invert 4	597.31'	270°	36"	38" x 24" ELL RCP	45.5" x 31.5"	DOGHOUSE INVRTD (ELLIP) 48"x31"	48" x 31"	48"	-3.75"	-26"
Invert 5										
Invert 6										
Invert 7										
Invert 8										

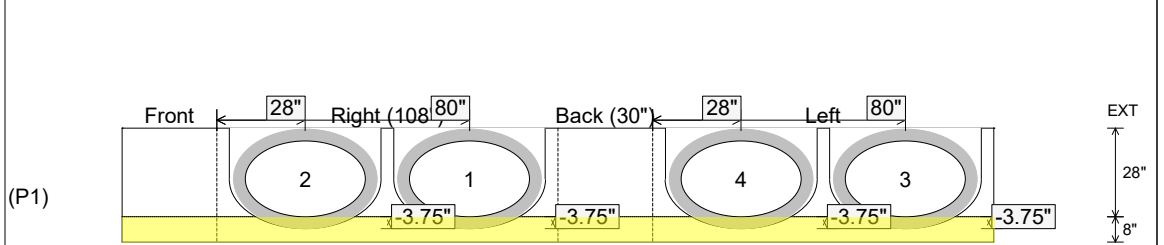
RIGHT-SIDE UP VIEW (int. dimensions)

UPSIDE-DOWN VIEW (int. dimensions)



18" X 18" #5 BAR @ 12" ON CENTER TIED INTO THE MAT

INSIDE WALL DIMENSIONS



Coating (Int):  
 Coating (Ext):

Seam Up: Flat  
 Seam Dn: n/a

Wall Thickness: 8"  
 Floor Height: 8"

Height (Int): 28"  
 Height (Ext): 36"

Weight (Net): 5955 lb  
 Volume (Net): 1.52cu.yd

Job Name: 25-3431 Plano Bridleton Farms Storm  
 Job Location: Bowling Green, KY  
 Contractor: J & J Concrete & Excavating, LLC

Plant: Beaver Dam  
 10/30/2025 11:31:49 AM

Tech: C.Russ  
 PC: E.Bradley



**Structure ID: ST-B3**

**P1 BX30108-08BAVF**

**BOX BASE 8inW, 8inF, Variable Ht**

- P3) 24" - CASTING HEIGHT - 7"
- P2) 30" x 108" - BX FLAT LID 8inW w/24" HOLE - 6"
- P1) 30" x 108" - BOX BASE 8inW, 8inF, Variable Ht - 28"
- 1) CASTING - HOE MC-375 F/C Storm
- 4) DOGHOUSE INVRTD (ELLIP) - 48"x31"

- Structure Notes:
1. PER ASTM C913 SPECIFICATIONS.
  2. CONCRETE = 4,000 PSI AT 28 DAYS.
  3. HOE MC-375 F/C BY ICAST

0 lb  
 2644 lb  
 5955 lb  
 271 lb  
 0 lb  
 -----  
 Structure Total: 8870 lb

- REINFORCING PER ASTM A615 (GRADE 60).
- TOP SLAB (As .62) #5 BARS AT 6" C.C.E.W..
  - RISER/WALLS (As .36)#5 BARS AT 8" C.C.E.W.
  - FLOOR (As .47) #5 BARS AT 8" C.C.E.W.

**HANDLE W/ 4 EA. CONAC 5CA14 ANCHORS IN THE FLOOR**

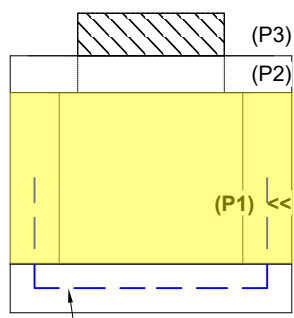
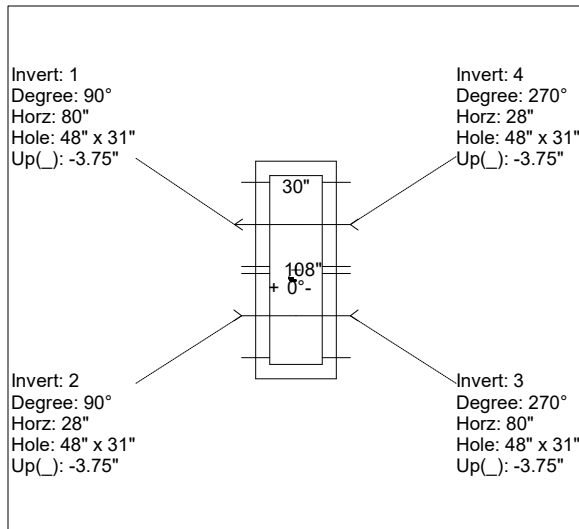
**SECOND POUR DRAWING**

Rim: 600.73' Rim to Invert: 3.42' Slack: 0.04" Sump: 0" Step Position: 0°

Position	Elev	Angle	Ext. (cw)	Pipe	Pipe OD	Connector	Hole	Horz Size	Up ( )	Offset
Invert 1	597.31'	90°	88"	38" x 24" ELL RCP	45.5" x 31.5"	DOGHOUSE INVRTD (ELLIP) 48"x31"	48" x 31"	48"	-3.75"	26"
Invert 2	597.31'	90°	36"	38" x 24" ELL RCP	45.5" x 31.5"	DOGHOUSE INVRTD (ELLIP) 48"x31"	48" x 31"	48"	-3.75"	-26"
Invert 3	597.31'	270°	88"	38" x 24" ELL RCP	45.5" x 31.5"	DOGHOUSE INVRTD (ELLIP) 48"x31"	48" x 31"	48"	-3.75"	26"
Invert 4	597.31'	270°	36"	38" x 24" ELL RCP	45.5" x 31.5"	DOGHOUSE INVRTD (ELLIP) 48"x31"	48" x 31"	48"	-3.75"	-26"
Invert 5										
Invert 6										
Invert 7										
Invert 8										

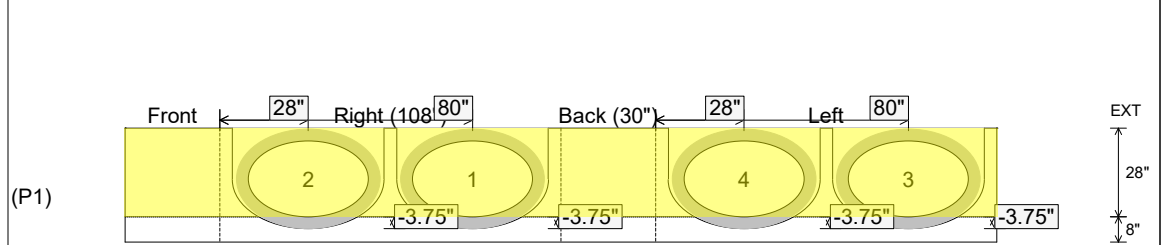
RIGHT-SIDE UP VIEW (int. dimensions)

UPSIDE-DOWN VIEW (int. dimensions)



18" X 18" #5 BAR @ 12" ON CENTER TIED INTO THE MAT

INSIDE WALL DIMENSIONS



Coating (Int): Coating (Ext):	Seam Up: Flat Seam Dn: n/a	Wall Thickness: 8" Floor Height: 8"	Height (Int): 28" Height (Ext): 36"	Weight (Net): 5955 lb Volume (Net): 1.52cu.yd
----------------------------------	-------------------------------	--	--	--