

Job Name: 25-3431 Plano Bridleton Farms Storm
Job Location: Bowling Green, KY
Contractor: J & J Concrete & Excavating, LLC

PC: E.Bradley
 TECH: C.Russ
 Plant: Beaver Dam



Structure ID: **39-53431**
 Spec: HEADWALLS
 Type: HW PIPE CULVERT TRIPLE (ELL. RCP)
 Size: 38" x 24"

Rim: 0'
 Invert: 0'
 Rim to Invert: 0'

Sump: 24"
 Floor (Top): -2'
 Floor Height: 0"

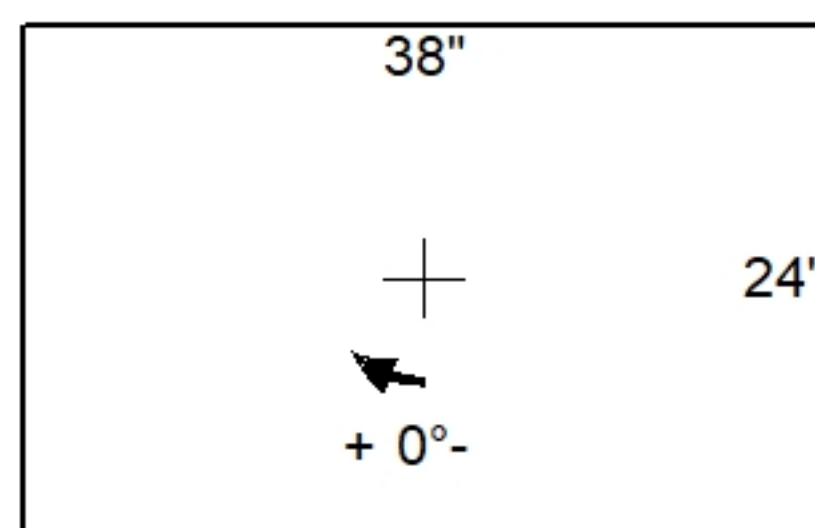
Floor (Bot): -2'
 Overall Height: 2'
 Slack: 0"

Structure Notes:

1. PER ASTM C913 SPECIFICATIONS.
2. CONCRETE = 4,000 PSI AT 28 DAYS.
3. NO INVERT CHANNEL.
4. EJ 4510 F/G BY ICAST
5. REINFORCING PER ASTM A615 (GRADE 60).
 - WALLS (As .12) #5 BARS AT 12" C.C.E.W.
 - FLOOR (As .12) #5 BARS AT 12" C.C.E.W.

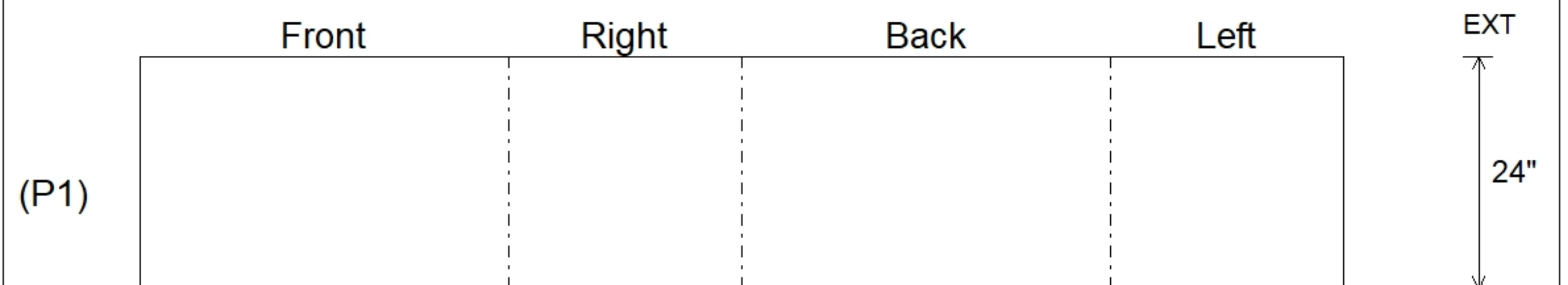
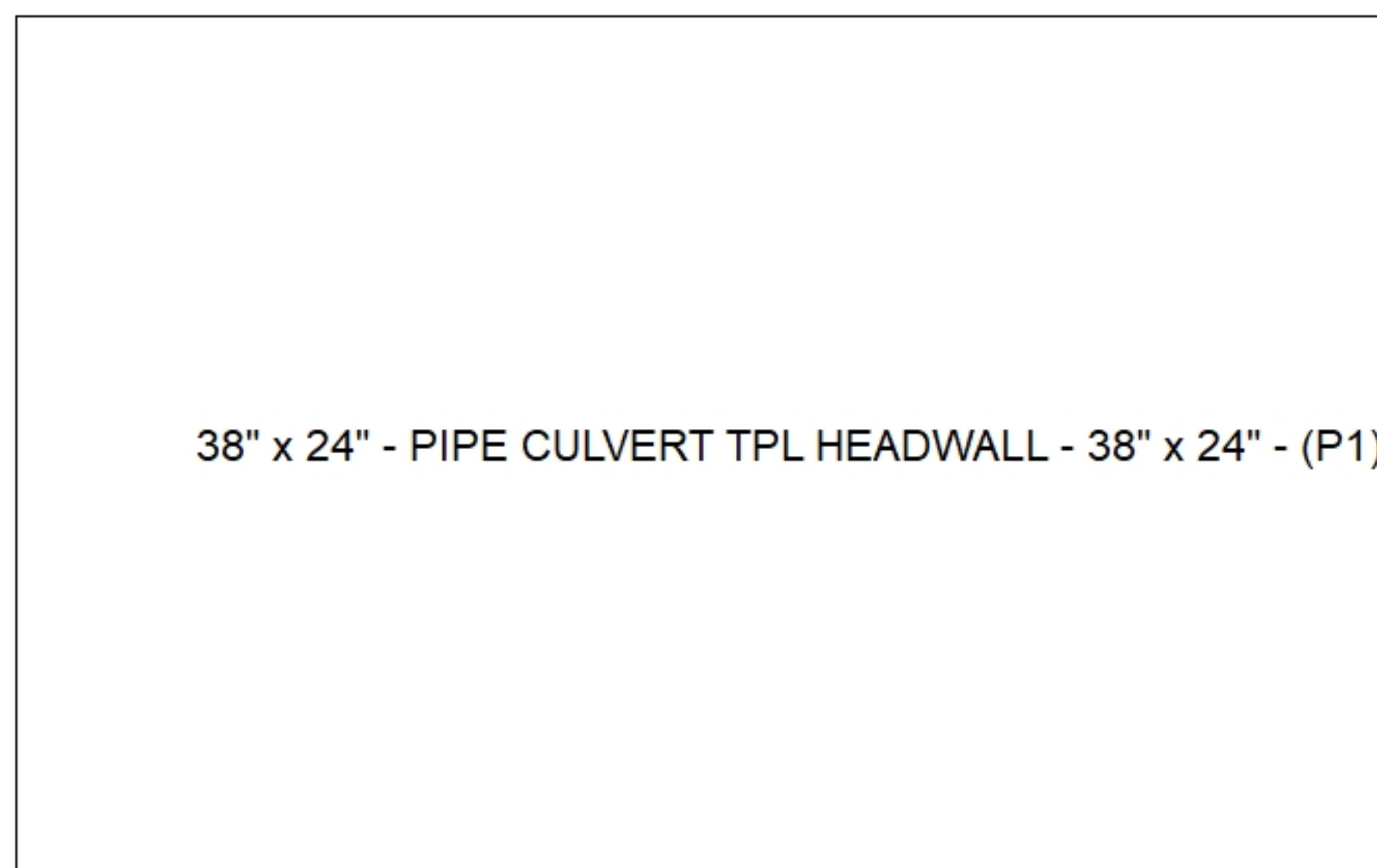
STRUCTURE SUMMARY:

P1) 38" x 24" - PIPE CULVERT TPL HEADWALL - 38" x 24" 14904 lb
 Structure Total: 14904 lb



Position	Elev	Angle	Pipe	Pipe OD	Hole	Connector	Up ()	Ref
Rim	0'							
Reducer								
Invert 1								
Invert 2								
Invert 3								
Invert 4								
Invert 5								
Invert 6								
Invert 7								
Invert 8								

Default - Interior Dimensions



Submittal Drawing
 11/3/2025 7:43:07 AM

SUBMITTAL
 APPROVED BY: