

Job Name: 25-3419 - MSU Learning Commons
 Job Location: Murray, KY
 Contractor: Sykes Family Farms, LLC.

Plant: 100
 2/24/2026 10:46:48 AM

Tech: J. Horsley - F
 PC: E. Bradley



Structure ID: San MH 1

P3 GR3

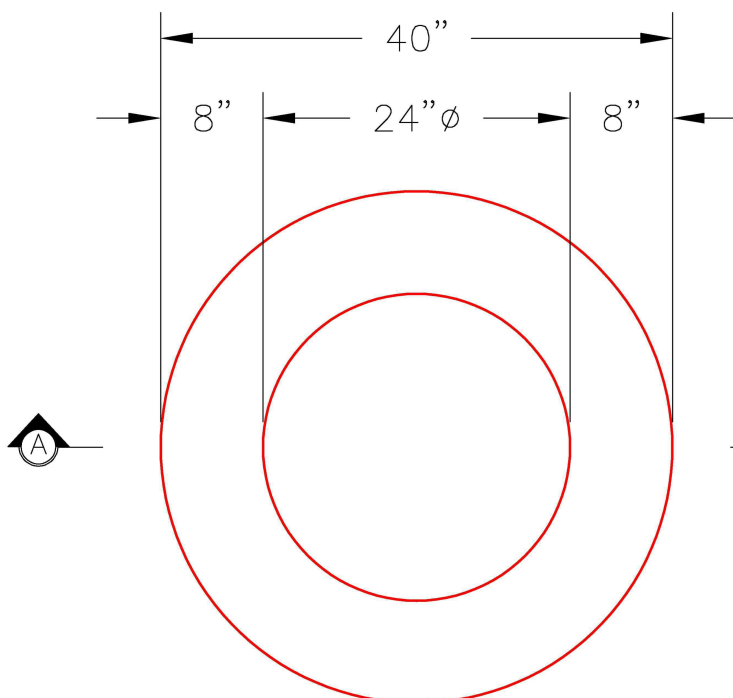
GRADE RING F/F

- P4) 24" - CASTING HEIGHT - 7"
- P3) 24" - GRADE RING F/F - 3"
- P2) 48" - ECC CONE w/ 24" HOLE F/G - 42"
- P1) 48" - MH BASE T/n - 36"
- 1) 48" - MH INVERT CHANNEL - FULL HEIGHT
- 1) JOINT WRAP - 0.065"x6"x50' CONSEAL CS212
- 1) JOINT WRAP PRIMER - CONSEAL CS-75 (1 gal.)
- 1) CASTING - HOE MC-375 F/C Sanitary
- 1) 48" - Conseal CS-102 1.00" (Double)
- 4) PSX - 12-08 NYLO
- 6) MH Step ML-10-TDS-NCR - 10"

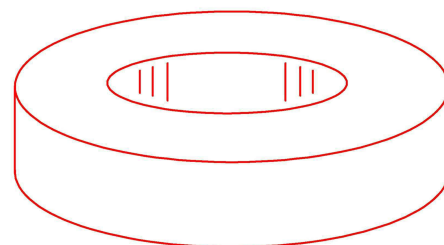
0 lb
 202 lb
 3200 lb
 3654 lb
 1440 lb
 0 lb
 0 lb
 271 lb
 0 lb
 32 lb
 0 lb

Structure Notes:
 1. PER ASTM C-478 SPECIFICATIONS
 2. CONCRETE: 4,000 PSI AT 28 DAYS
 3. REINFORCEMENT: (1) #3 HOOP CENTERED (GRADE 60)

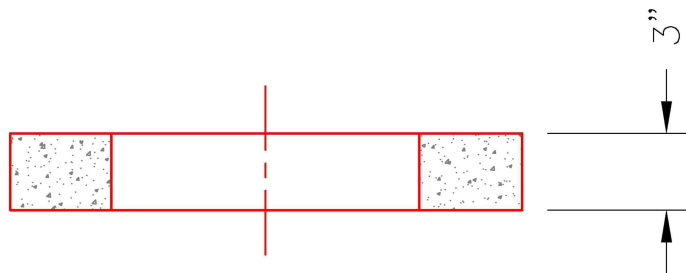
Structure Total: 8799 lb



PLAN VIEW



ISOMETRIC VIEW



SECTION A-A

Coating (Int):
 Coating (Ext):

Seam Up: Flat
 Seam Dn: Flat

Wall Thickness: 8"

Height (Ext): 3"

Weight (Net): 202 lb
 Volume (Net): 0.05cu.yd