

Job Name: 25-3419 - MSU Learning Commons Job Location: Murray, KY Contractor: Sykes Family Farms, LLC.	Plant: 100 2/24/2026 8:27:09 AM	Tech: J. Horsley - F PC: E. Bradley	
--------------------------------------------------------------------------------------------------------------	------------------------------------	----------------------------------------	------------------------------------------------------------------------------------

**Structure ID: INL 7**

**P1 BX24240606VF**

**BOX BASE 6inW, 6inF, Variable Ht F/n**

- P2) 24" x 24" - CASTING HEIGHT - 6"
- P1) 24" x 24" - BOX BASE 6inW, 6inF, Variable Ht F/n - 34"
- 1) CASTING - HOE 342 F/G
- 1) 24" x 24" - Conseal CS-102 1.00"
- 1) Hole - 20
- 1) Hole - 8

- Structure Notes:**
1. PER ASTM C-913 SPECIFICATIONS
  2. CONCRETE: 4,000 PSI AT 28 DAYS
  3. REINFORCEMENT: #5 BAR @ 12" C.C. E.W. (GRADE 60) - 2" MIN. REBAR CLEARANCE (TYP)
  4. NO STORM INVERT
  5. NO STEPS
  6. HOE 342-B FRAME & GRATE SUPPLIED BY ICAST

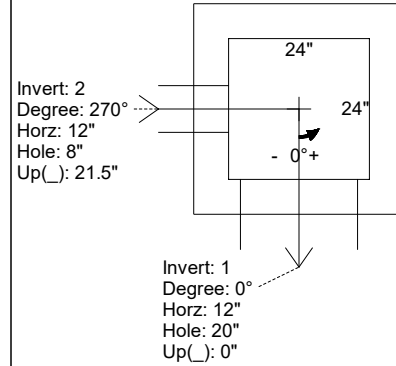
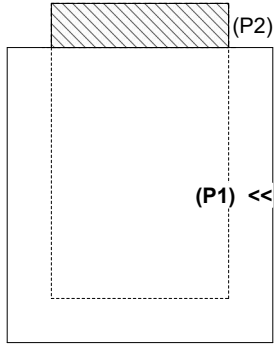
	0 lb
	2523 lb
	250 lb
	0 lb
	0 lb
	0 lb
Structure Total:	2773 lb

Rim: 540.2' Rim to Invert: 3.3' Slack: 0.85" Sump: 1.25" Step Position:

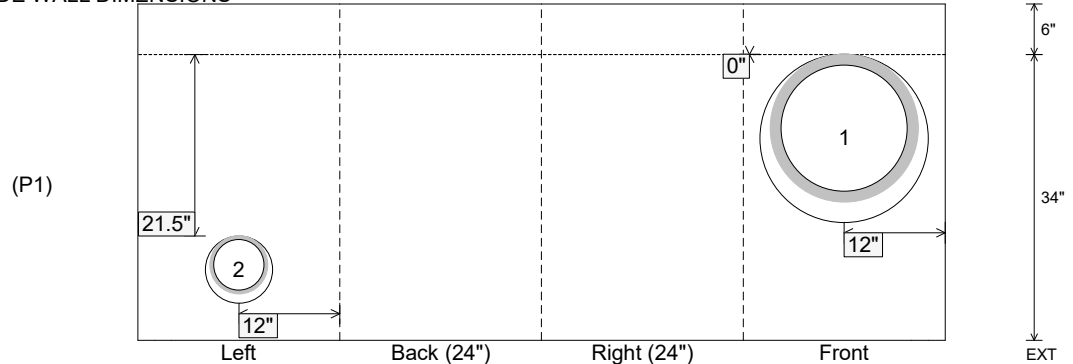
Position	Elev	Angle	Ext. (cw)	Pipe	Pipe OD	Connector	Hole	Horz Size	Up ( )	Offset
Invert 1	536.9'	0°	18"	15" HDPE	17.6"	Hole 20	20"	20"	0"	0"
Invert 2	538.63'	270°	18"	6" HDPE (perf pipe)	6.9"	Hole 8	8"	8"	21.5"	0"
Invert 3										
Invert 4										
Invert 5										
Invert 6										
Invert 7										
Invert 8										

RIGHT-SIDE UP VIEW (int. dimensions)

UPSIDE-DOWN VIEW (int. dimensions)



INSIDE WALL DIMENSIONS



Coating (Int): Coating (Ext):	Seam Up: Flat Seam Dn: n/a	Wall Thickness: 6" Floor Height: 6"	Height (Int): 34" Height (Ext): 40"	Weight (Net): 2523 lb Volume (Net): 0.64cu.yd
----------------------------------	-------------------------------	----------------------------------------	----------------------------------------	--------------------------------------------------