

Job Name: 25-3419 - MSU Learning Commons
 Job Location: Murray, KY
 Contractor: Sykes Family Farms, LLC.

Plant: 100

Tech: J. Horsley - F

2/24/2026 8:27:07 AM

PC: E. Bradley



Structure ID: INL 6

P1 BX3636-08BAVF

BOX BASE 8inW, 8inF, Variable Ht F/n

- P2) 36" x 36" - CASTING HEIGHT - 3"
- P1) 36" x 36" - BOX BASE 8inW, 8inF, Variable Ht F/n - 49"
- 1) CASTING - HOE 595 F/G
- 1) 36" x 36" - Conseal CS-102 1.00"
- 1) Hole - 30
- 2) Hole - 8
- 1) Hole - 24
- 1) Hole - 20

- Structure Notes:**
1. PER ASTM C-913 SPECIFICATIONS
 2. CONCRETE: 4,000 PSI AT 28 DAYS
 3. REINFORCEMENT: #5 BAR @ 12" C.C. E.W. (GRADE 60) - 2" MIN. REBAR CLEARANCE (TYP)
 4. NO STORM INVERT
 5. NO STEPS
 6. HOE 595 FRAME & GRATES SUPPLIED BY ICAST

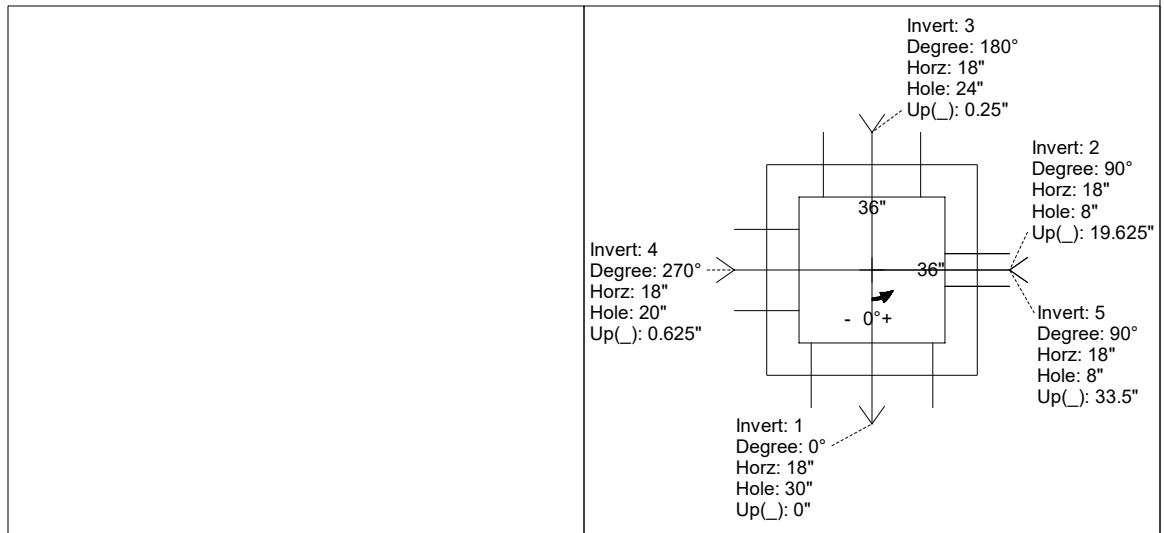
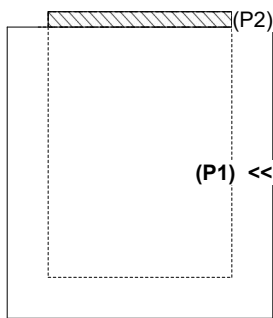
Structure Total: 6924 lb

Rim: 540.2' Rim to Invert: 4.2' Slack: 0.275" Sump: 1.875" Step Position:

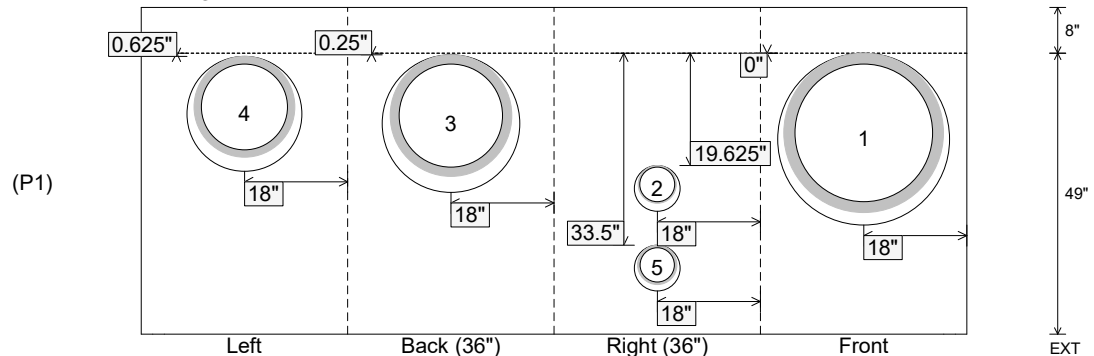
Position	Elev	Angle	Ext. (cw)	Pipe	Pipe OD	Connector	Hole	Horz Size	Up ()	Offset
Invert 1	536'	0°	26"	24" HDPE	27.8"	Hole 30	30"	30"	0"	0"
Invert 2	537.5'	90°	26"	6" PVC SCH40	6.625"	Hole 8	8"	8"	19.625"	0"
Invert 3	536'	180°	26"	18" HDPE	21.2"	Hole 24	24"	24"	0.25"	0"
Invert 4	536'	270°	26"	15" HDPE	17.6"	Hole 20	20"	20"	0.625"	0"
Invert 5	538.67'	90°	26"	6" HDPE (perf pipe)	6.9"	Hole 8	8"	8"	33.5"	0"
Invert 6										
Invert 7										
Invert 8										

RIGHT-SIDE UP VIEW (int. dimensions)

UPSIDE-DOWN VIEW (int. dimensions)



INSIDE WALL DIMENSIONS



Coating (Int):
Coating (Ext):

Seam Up: Flat
Seam Dn: n/a

Wall Thickness: 8"
Floor Height: 8"

Height (Int): 49"
Height (Ext): 57"

Weight (Net): 6548 lb
Volume (Net): 1.67cu.yd