

Job Name: 25-3419 - MSU Learning Commons
Job Location: Murray, KY
Contractor: Sykes Family Farms, LLC.

PC: E. Bradley
 TECH: J. Horsley - F
 Plant: 100



Structure ID: INL 13

Spec: Storm
 Type: BX 6inW, 6inF
 Size: 24" x 24"

Rim: 540.2'
 Invert: 535.6'
 Rim to Invert: 4.6'

Sump: 1.25"
 Floor (Top): 535.496'
 Floor Height: 6"

Floor (Bot): 534.996'
 Overall Height: 5.167'
 Slack: 0.45"

Structure Notes:

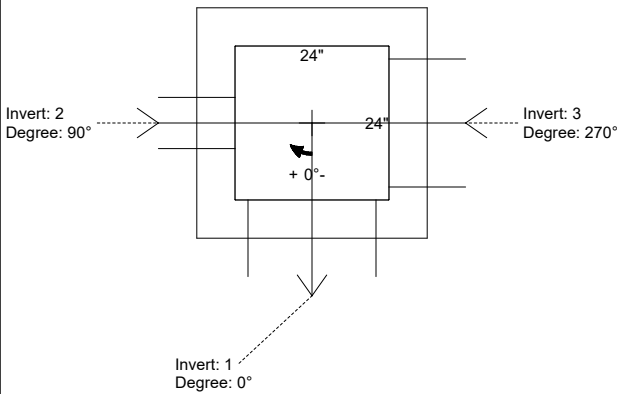
1. PER ASTM C-913 SPECIFICATIONS
2. CONCRETE: 4,000 PSI AT 28 DAYS
3. REINFORCEMENT: #5 BAR @ 12" C.C. E.W. (GRADE 60)
4. NO STORM INVERT
5. NO STEPS
6. HOE 405 FRAME & GRATE SUPPLIED BY ICAST

STRUCTURE SUMMARY:


- P2) 24" x 24" - CASTING HEIGHT - 6"
 P1) 24" x 24" - BOX BASE 6inW, 6inF, Variable Ht F/n - 50"
 1) CASTING - HOE 405 F/G
 1) 24" x 24" - Conseal CS-102 1.00"
 2) Hole - 20
 1) Hole - 8

0 lb
 3332 lb
 407 lb
 0 lb
 0 lb
 0 lb

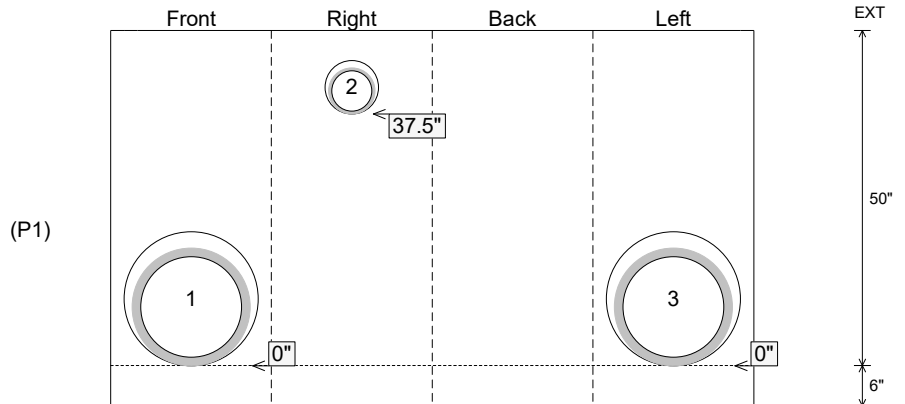
Structure Total: 3739 lb



Position	Elev	Angle	Pipe	Pipe OD	Hole	Connector	Up (L)	Ref
Rim	540.2'							
Reducer								
Invert 1	535.6'	0°	15" HDPE	17.6"	20"	Hole 20	0"	P1
Invert 2	538.66'	90°	6" HDPE (perf pipe)	6.9"	8"	Hole 8	37.5"	P1
Invert 3	535.6'	270°	15" HDPE	17.6"	20"	Hole 20	0"	P1
Invert 4								
Invert 5								
Invert 6								
Invert 7								
Invert 8								



Cast (Int. Dim.) - Interior Dimensions



Submittal Drawing
 2/24/2026 8:13:04 AM

SUBMITTAL
 APPROVED BY: