

Job Name: 25-3335 Palisades Whiskey Co.
Job Location: Richmond, KY
Contractor: Buzick Construction

PC: C.Goff
 TECH: C.Russ
 Plant: Beaver Dam



Structure ID: **D-HW2**
 Spec: HEADWALLS
 Type: HW SLOPED BOX OUT TYPE 1
 Size: 15"

Rim: 0'
 Invert: 0'
 Rim to Invert: 0'

Sump: 15"
 Floor (Top): -1.25'
 Floor Height: 0"

Floor (Bot): -1.25'
 Overall Height: 1.25'
 Slack: 0"

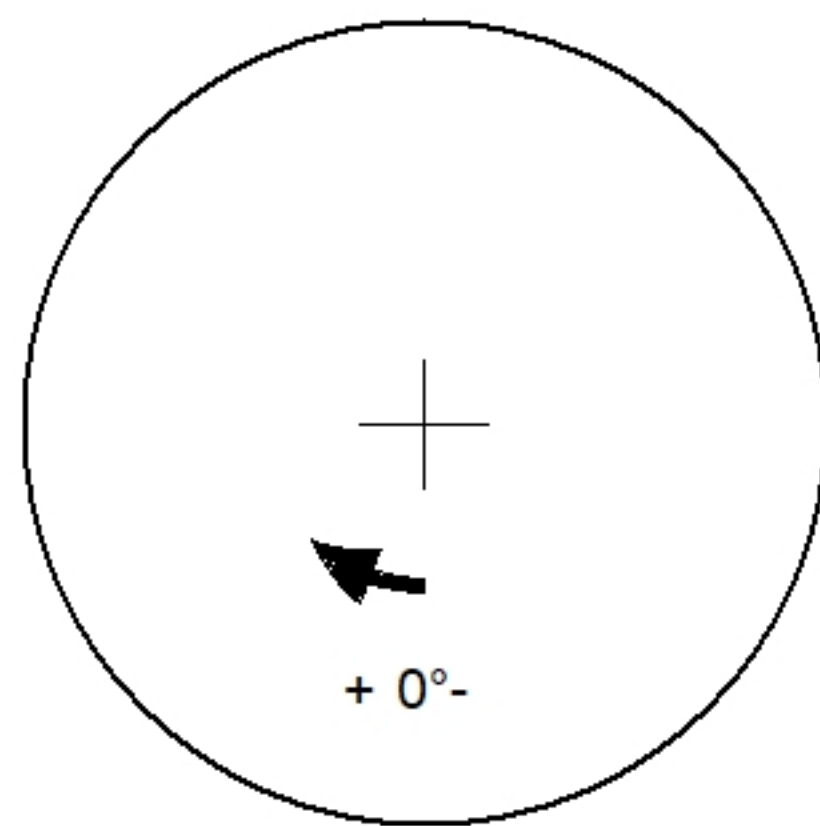
Structure Notes:

1. PER ASTM C913 SPECIFICATIONS.
2. CONCRETE = 4,000 PSI AT 28 DAYS.
3. NO INVERT CHANNEL.
4. HOE 280T F/G BY ICAST
5. REINFORCING PER ASTM A615 (GRADE 60).
 - WALLS (As .12) #5 BARS AT 12" C.C.E.W.
 - FLOOR (As .12) #5 BARS AT 12" C.C.E.W.


STRUCTURE SUMMARY:

P1) 15" - SLOPED BOX OUTLET TYPE 1 F/F - 15"

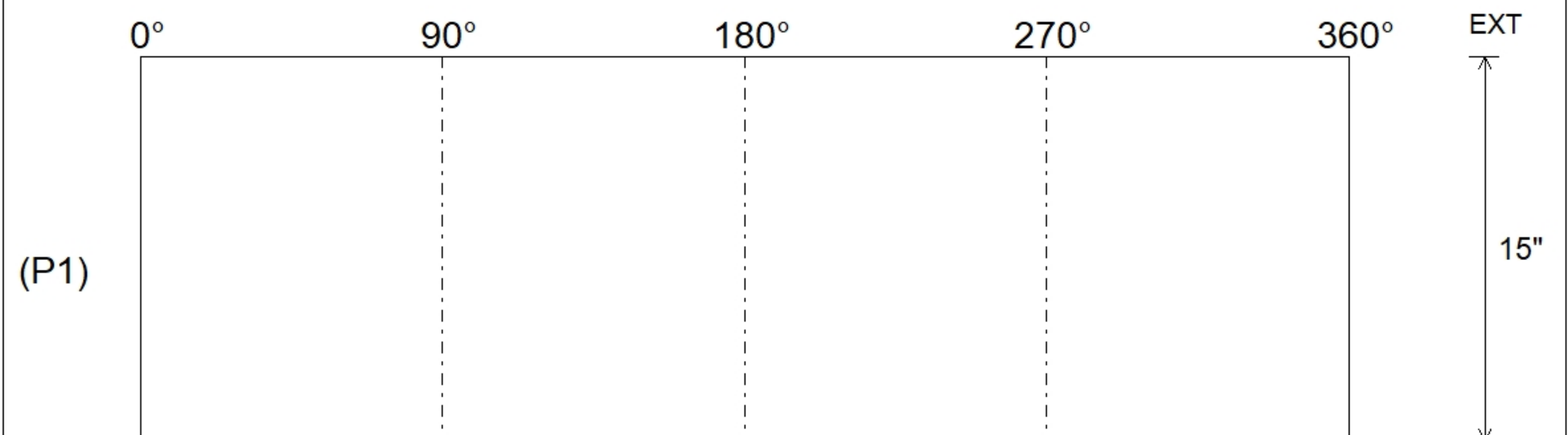
4860 lb
 Structure Total: 4860 lb



Position	Elev	Angle	Pipe	Pipe OD	Hole	Connector	Up ()	Ref
Rim	0'							
Reducer								
Invert 1								
Invert 2								
Invert 3								
Invert 4								
Invert 5								
Invert 6								
Invert 7								
Invert 8								



Default - Interior Dimensions



Submittal Drawing
 10/21/2025 12:24:12 PM

SUBMITTAL
 APPROVED BY: