

Job Name: 25-3335 Palisades Whiskey Co.
 Job Location: Richmond, KY
 Contractor: Buzick Construction

Plant: Beaver Dam

Tech: C.Russ

10/21/2025 12:25:43 PM

PC: C.Goff



Structure ID: D-HW1

P1 HWSBO15

SLOPED BOX OUTLET TYPE 1 F/F

P1) 15" - SLOPED BOX OUTLET TYPE 1 F/F - 15"

Structure Total: $\frac{4860 \text{ lb}}{4860 \text{ lb}}$


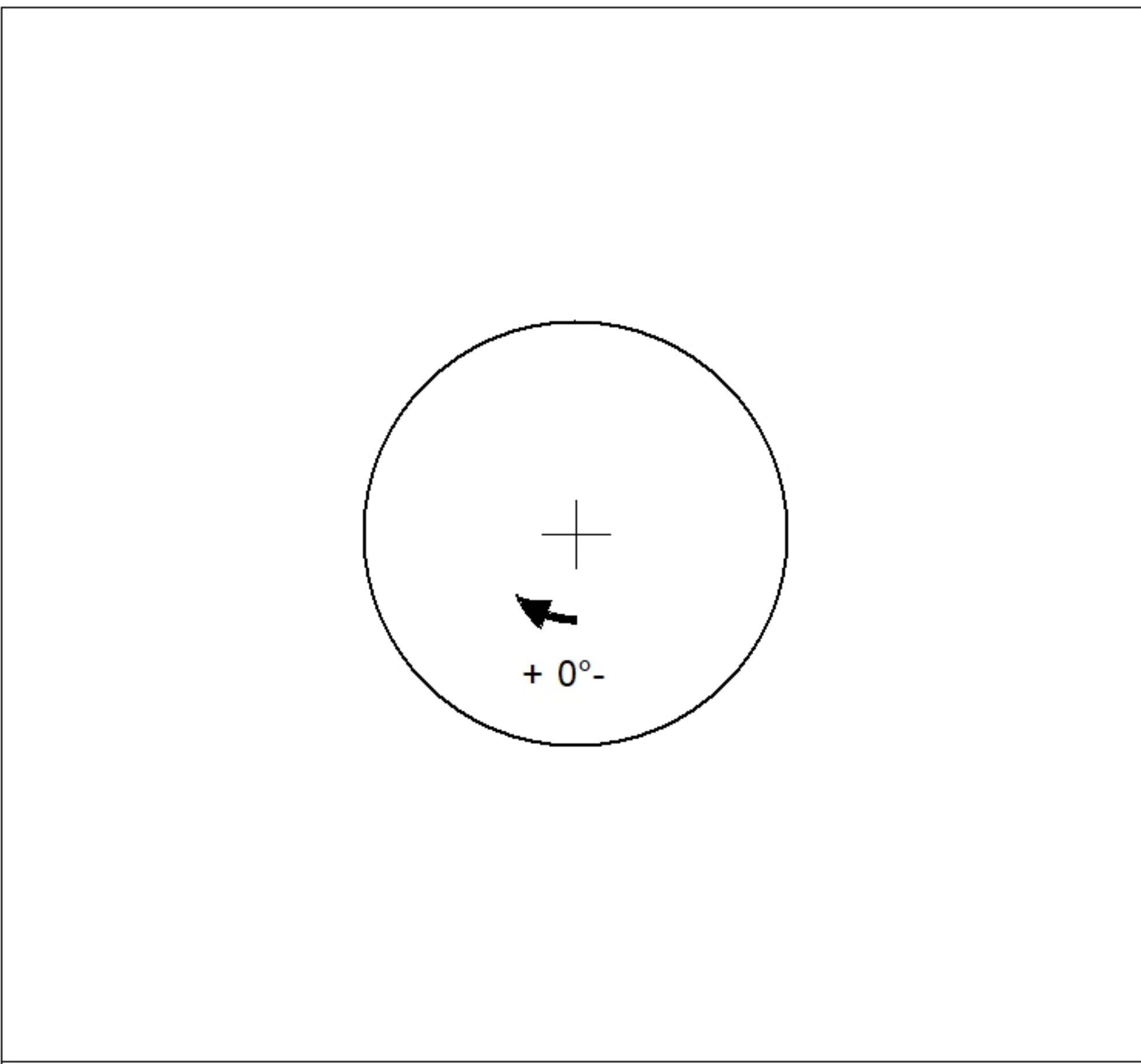
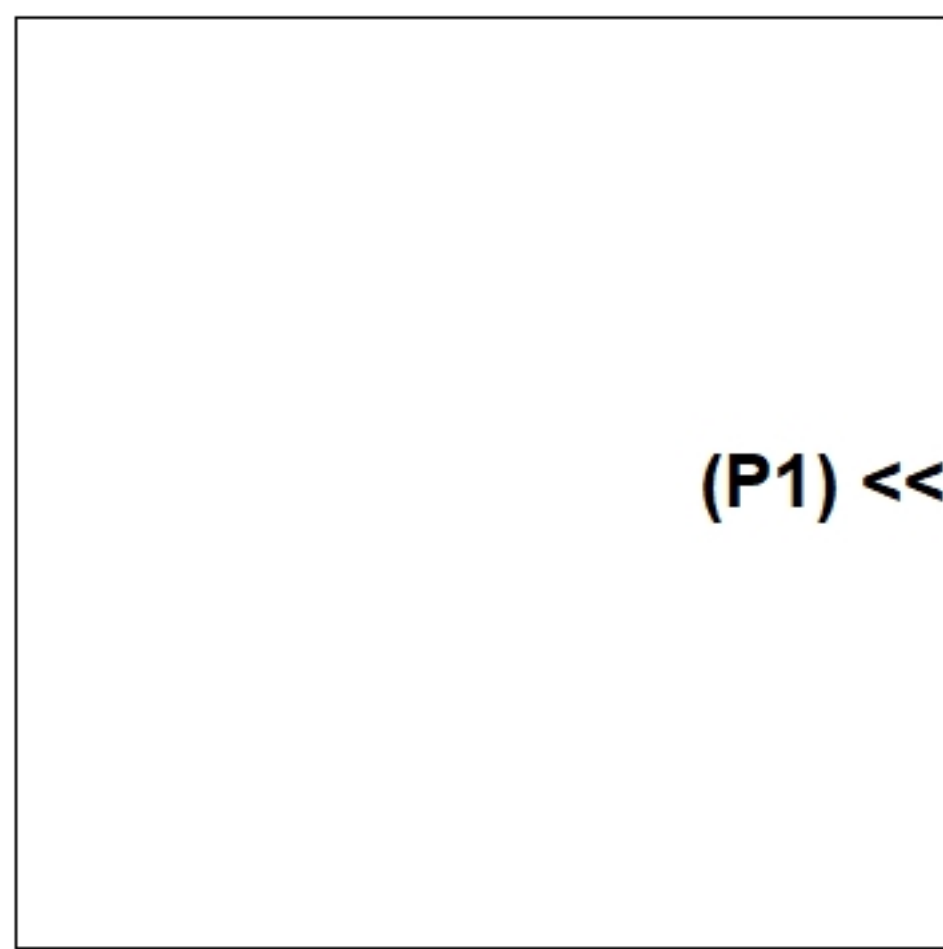
- Structure Notes:**
1. PER ASTM C913 SPECIFICATIONS.
 2. CONCRETE = 4,000 PSI AT 28 DAYS.
 3. NO INVERT CHANNEL.
 4. HOE 280T F/G BY ICAST
 5. REINFORCING PER ASTM A615 (GRADE 60).
 - WALLS (As .12) #5 BARS AT 12" C.C.E.W.
 - FLOOR (As .12) #5 BARS AT 12" C.C.E.W.

Rim: 0' Rim to Invert: 0' Slack: 0" Sump: 15" Step Position:


Position	Elev	Angle	Ext. (cw)	Pipe	Pipe OD	Connector	Hole	Horz Size	Up (L)	Offset
Invert 1										
Invert 2										
Invert 3										
Invert 4										
Invert 5										
Invert 6										
Invert 7										
Invert 8										

RIGHT-SIDE UP VIEW (int. dimensions)

UPSIDE-DOWN VIEW (int. dimenions)



INSIDE WALL DIMENSIONS



Coating (Int):
 Coating (Ext):

Seam Up: Flat
 Seam Dn: Flat

Wall Thickness: 0"
 Floor Height: 0"

Height (Int): 15"
 Height (Ext): 15"

Weight (Net): 4860 lb
 Volume (Net): 0cu.yd